


Product datasheet

Anti-RAP1A antibody ab197673

1 References 2 Images

Overview

---

<b>Product name</b>	Anti-RAP1A antibody
<b>Description</b>	Rabbit polyclonal to RAP1A
<b>Host species</b>	Rabbit
<b>Tested applications</b>	<b>Suitable for:</b> IHC-P
<b>Species reactivity</b>	<b>Reacts with:</b> Mouse, Rat, Human <b>Predicted to work with:</b> Cow 
<b>Immunogen</b>	Fusion protein corresponding to Human RAP1A. (Full length, BC014086). Database link: <a href="#">P62834</a>
<b>Positive control</b>	Human thyroid cancer and liver cancer tissues.
<b>General notes</b>	<p>Reproducibility is key to advancing scientific discovery and accelerating scientists' next breakthrough.</p> <p>Abcam is leading the way with our range of recombinant antibodies, knockout-validated antibodies and knockout cell lines, all of which support improved reproducibility.</p> <p>We are also planning to innovate the way in which we present recommended applications and species on our product datasheets, so that only applications &amp; species that have been tested in our own labs, our suppliers or by selected trusted collaborators are covered by our Abpromise™ guarantee.</p> <p>In preparation for this, we have started to update the applications &amp; species that this product is Abpromise guaranteed for.</p> <p>We are also updating the applications &amp; species that this product has been “predicted to work with,” however this information is not covered by our Abpromise guarantee.</p> <p>Applications &amp; species from publications and Abreviews that have not been tested in our own labs or in those of our suppliers are not covered by the Abpromise guarantee.</p> <p>Please check that this product meets your needs before purchasing. If you have any questions, special requirements or concerns, please send us an inquiry and/or contact our Support team ahead of purchase. Recommended alternatives for this product can be found below, as well as customer reviews and Q&amp;As.</p>

Properties

---

<b>Form</b>	Liquid
-------------	--------

<b>Storage instructions</b>	Shipped at 4°C. Store at +4°C short term (1-2 weeks). Upon delivery aliquot. Store at -20°C long term. Avoid freeze / thaw cycle.
<b>Storage buffer</b>	pH: 7.4 Preservative: 0.05% Sodium azide Constituents: 50% Glycerol (glycerin, glycerine), 49% PBS
<b>Purity</b>	Immunogen affinity purified
<b>Clonality</b>	Polyclonal
<b>Isotype</b>	IgG

## Applications

Our [Abpromise guarantee](#) covers the use of **ab197673** in the following tested applications.

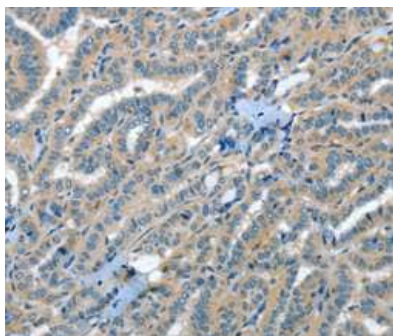
The application notes include recommended starting dilutions; optimal dilutions/concentrations should be determined by the end user.

Application	Abreviews	Notes
IHC-P		1/25 - 1/100.

## Target

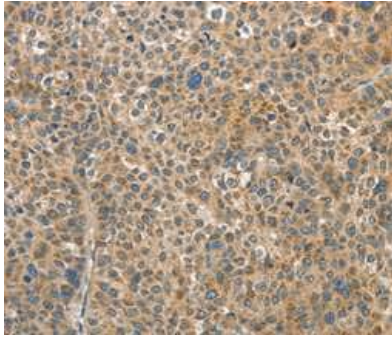
<b>Function</b>	Induces morphological reversion of a cell line transformed by a Ras oncogene. Counteracts the mitogenic function of Ras, at least partly because it can interact with Ras GAPs and RAF in a competitive manner.
<b>Sequence similarities</b>	Belongs to the small GTPase superfamily. Ras family.
<b>Cellular localization</b>	Cell membrane.

## Images



Immunohistochemical analysis of paraffin-embedded Human thyroid cancer tissue labeling RAP1A with ab197673 at 1/35 dilution.

Immunohistochemistry (Formalin/PFA-fixed paraffin-embedded sections) - Anti-RAP1A antibody (ab197673)



Immunohistochemical analysis of paraffin-embedded Human liver cancer tissue labeling RAP1A with ab197673 at 1/35 dilution.

Immunohistochemistry (Formalin/PFA-fixed paraffin-embedded sections) - Anti-RAP1A antibody (ab197673)

**Please note:** All products are "FOR RESEARCH USE ONLY. NOT FOR USE IN DIAGNOSTIC PROCEDURES"

### **Our Abpromise to you: Quality guaranteed and expert technical support**

---

- Replacement or refund for products not performing as stated on the datasheet
- Valid for 12 months from date of delivery
- Response to your inquiry within 24 hours
- We provide support in Chinese, English, French, German, Japanese and Spanish
- Extensive multi-media technical resources to help you
- We investigate all quality concerns to ensure our products perform to the highest standards

If the product does not perform as described on this datasheet, we will offer a refund or replacement. For full details of the Abpromise, please visit <https://www.abcam.com/abpromise> or contact our technical team.

### **Terms and conditions**

---

- Guarantee only valid for products bought direct from Abcam or one of our authorized distributors