


Product datasheet

Anti-RBM5 antibody ab69770

1 References 2 Images

Overview

Product name	Anti-RBM5 antibody
Description	Rabbit polyclonal to RBM5
Host species	Rabbit
Tested applications	Suitable for: WB, IHC-P
Species reactivity	Reacts with: Human Predicted to work with: Mouse 
Immunogen	Synthetic peptide derived from an internal region of Human RBM5
Positive control	Brain tissue; extracts from HUVEC cells.
General notes	<p>Reproducibility is key to advancing scientific discovery and accelerating scientists' next breakthrough.</p> <p>Abcam is leading the way with our range of recombinant antibodies, knockout-validated antibodies and knockout cell lines, all of which support improved reproducibility.</p> <p>We are also planning to innovate the way in which we present recommended applications and species on our product datasheets, so that only applications & species that have been tested in our own labs, our suppliers or by selected trusted collaborators are covered by our Abpromise™ guarantee.</p> <p>In preparation for this, we have started to update the applications & species that this product is Abpromise guaranteed for.</p> <p>We are also updating the applications & species that this product has been “predicted to work with,” however this information is not covered by our Abpromise guarantee.</p> <p>Applications & species from publications and Abreviews that have not been tested in our own labs or in those of our suppliers are not covered by the Abpromise guarantee.</p> <p>Please check that this product meets your needs before purchasing. If you have any questions, special requirements or concerns, please send us an inquiry and/or contact our Support team ahead of purchase. Recommended alternatives for this product can be found below, as well as customer reviews and Q&As.</p>

Properties

Form	Liquid
-------------	--------

Storage instructions	Shipped at 4°C. Upon delivery aliquot and store at -20°C. Avoid freeze / thaw cycles.
Storage buffer	pH: 7.40 Preservative: 0.02% Sodium azide Constituents: 50% Glycerol (glycerin, glycerine), 0.87% Sodium chloride, PBS Without Mg ²⁺ and Ca ²⁺
Purity	Immunogen affinity purified
Clonality	Polyclonal
Isotype	IgG

Applications

Our [Abpromise guarantee](#) covers the use of **ab69770** in the following tested applications.

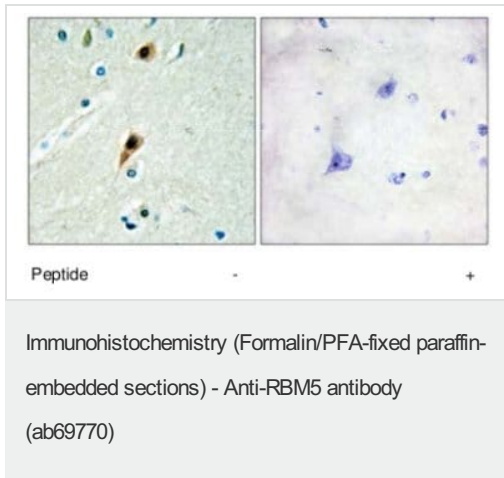
The application notes include recommended starting dilutions; optimal dilutions/concentrations should be determined by the end user.

Application	Abreviews	Notes
WB		1/500 - 1/1000. Detects a band of approximately 92 kDa (predicted molecular weight: 92 kDa).
IHC-P		Use at an assay dependent concentration.

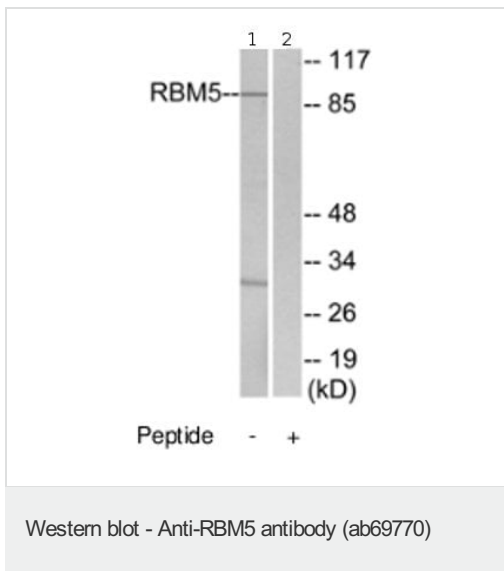
Target

Function	Component of the spliceosome A complex. Regulates alternative splicing of a number of mRNAs. May modulate splice site pairing after recruitment of the U1 and U2 snRNPs to the 5' and 3' splice sites of the intron. May both positively and negatively regulate apoptosis by regulating the alternative splicing of several genes involved in this process, including FAS and CASP2/caspase-2. In the case of FAS, promotes exclusion of exon 6 thereby producing a soluble form of FAS that inhibits apoptosis. In the case of CASP2/caspase-2, promotes exclusion of exon 9 thereby producing a catalytically active form of CASP2/Caspase-2 that induces apoptosis.
Tissue specificity	Isoform 5 is widely expressed in normal tissues and is expressed at increased levels in T-leukemic cell lines.
Sequence similarities	Belongs to the RBM5/RBM10 family. Contains 1 C2H2-type zinc finger. Contains 1 G-patch domain. Contains 1 RanBP2-type zinc finger. Contains 2 RRM (RNA recognition motif) domains.
Cellular localization	Nucleus.

Images



Left: human brain tissue stained with ab69770 at 1/50 dilution;
 Right: the antibody was preincubated with the immunizing peptide.



All lanes : Anti-RBM5 antibody (ab69770) at 1/500 dilution

Lane 1 : Extracts from HUVEC cells

Lane 2 : Extracts from HUVEC cells with immunizing peptide at 10 µg

Lysates/proteins at 15 µg per lane.

Predicted band size: 92 kDa

Observed band size: 92 kDa

Additional bands at: 31 kDa. We are unsure as to the identity of these extra bands.

Please note: All products are "FOR RESEARCH USE ONLY. NOT FOR USE IN DIAGNOSTIC PROCEDURES"

Our Abpromise to you: Quality guaranteed and expert technical support

- Replacement or refund for products not performing as stated on the datasheet
- Valid for 12 months from date of delivery
- Response to your inquiry within 24 hours
- We provide support in Chinese, English, French, German, Japanese and Spanish
- Extensive multi-media technical resources to help you
- We investigate all quality concerns to ensure our products perform to the highest standards

If the product does not perform as described on this datasheet, we will offer a refund or replacement. For full details of the Abpromise, please visit <https://www.abcam.com/abpromise> or contact our technical team.

Terms and conditions

- Guarantee only valid for products bought direct from Abcam or one of our authorized distributors