

Product datasheet

Recombinant human CD134 / OX40L receptor protein (Active) ab221231

5 Images

Description

Product name	Recombinant human CD134 / OX40L receptor protein (Active)	
Biological activity	Immobilized Human OX40, His Tag at 2 µg/mL (100 µL/well) can bind Mouse OX40 Ligand, Fc Tag with a linear range of 0.5-16 ng/mL.	
Purity	> 90 % SDS-PAGE.	
Endotoxin level	< 1.000 Eu/µg	
Expression system	HEK 293 cells	
Accession	P43489	
Protein length	Protein fragment	
Animal free	No	
Nature	Recombinant	
Species	Human	
Sequence	LHCVGDYTPSNDRCCHECRPGNGMVSRCRSRSQNTVCRP CGPGFYNDVVSS KPCKPCTWCNLRSGSERKQLCTATQDTVCRRCRAGTQPL DSYKPGVDCAPC PPGHFSPGDNQACKPWTNCTLAGKHTLQPASNSSDAICE DRDPPATQPQE TQGPPARPITVQPTEAWPRTSQGPSTRPVEVPGGRAVA	
Predicted molecular weight	22 kDa including tags	
Molecular weight information	The protein migrates as 35-45 kDa under reducing condition due to glycosylation.	
Amino acids	29 to 216	
Tags	His tag C-Terminus	
Additional sequence information	Accession # NP_003318.	

Specifications

Our [Abpromise guarantee](#) covers the use of **ab221231** in the following tested applications.

The application notes include recommended starting dilutions; optimal dilutions/concentrations should be determined by the end user.

Applications Functional Studies

SDS-PAGE

Form Lyophilized

Preparation and Storage

Stability and Storage Shipped at 4°C. Store at -20°C or -80°C. Avoid freeze / thaw cycle.

pH: 7.40

Constituents: 95% PBS, 5% Trehalose

Lyophilized from 0.22 µm filtered solution.

This product is an active protein and may elicit a biological response in vivo, handle with caution.

Reconstitution Reconstitute with sterile deionized water to a concentration of 400 µg/ml.

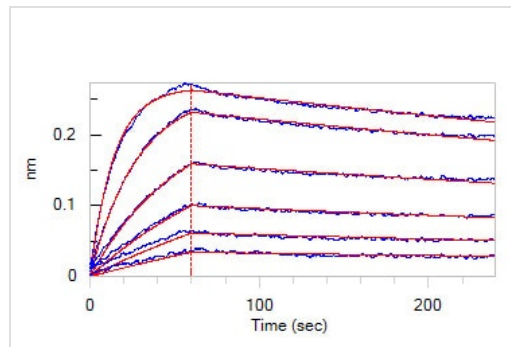
General Info

Function Receptor for TNFSF4/OX40L/GP34.

Sequence similarities Contains 4 TNFR-Cys repeats.

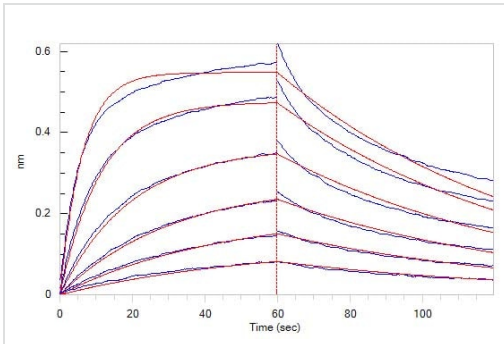
Cellular localization Membrane.

Images




Loaded Anti-OX40 MAb(Human IgG1) on AHC Biosensor, can bind ab221231 with an affinity constant of 6.03 nM as determined in BLI assay.

Functional Studies - Recombinant human CD134 / OX40L receptor protein (Active) (ab221231)



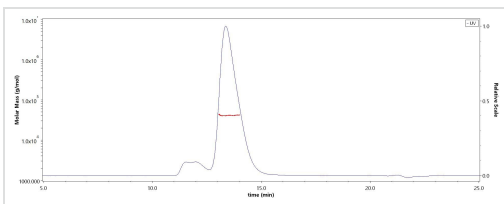
Functional Studies - Recombinant human CD134 / OX40L receptor protein (Active) (ab221231)

Loaded [ab221412](#) on AR2G Biosensor, can bind ab221231 with an affinity constant of 0.15 μM as determined in BLI assay.



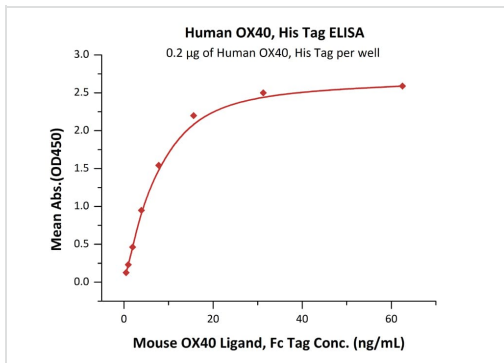
SDS-PAGE - Recombinant human CD134 / OX40L receptor protein (Active) (ab221231)

ab221231 on SDS-PAGE under reducing (R) condition. The gel was stained overnight with Coomassie Blue. The purity of the protein is greater than 90%.



Functional Studies - Recombinant human CD134 / OX40L receptor protein (Active) (ab221231)

The purity of ab221231 was more than 85% and around 32-44 kDa verified by SEC-MALS.



Immobilized Human OX40, His Tag at 2 µg/mL (100 µL/well) can bind Mouse OX40 Ligand, Fc Tag with a linear range of 0.5-16 ng/mL.

Functional Studies - Recombinant human CD134 / OX40L receptor protein (Active) (ab221231)

Please note: All products are "FOR RESEARCH USE ONLY. NOT FOR USE IN DIAGNOSTIC PROCEDURES"

Our Abpromise to you: Quality guaranteed and expert technical support

- Replacement or refund for products not performing as stated on the datasheet
- Valid for 12 months from date of delivery
- Response to your inquiry within 24 hours
- We provide support in Chinese, English, French, German, Japanese and Spanish
- Extensive multi-media technical resources to help you
- We investigate all quality concerns to ensure our products perform to the highest standards

If the product does not perform as described on this datasheet, we will offer a refund or replacement. For full details of the Abpromise, please visit <https://www.abcam.com/abpromise> or contact our technical team.

Terms and conditions

- Guarantee only valid for products bought direct from Abcam or one of our authorized distributors