

Product datasheet

Recombinant human PDGF B protein (Active) ab259425

[4 Images](#)

Description

Product name	Recombinant human PDGF B protein (Active)
Biological activity	Fully biologically active compared to a standard. The ED ₅₀ is 0.9388 ng/mL corresponding to a Specific Activity of 1.07 x 10 ⁶ IU/mg.
Purity	> 95 % Immunogen affinity purified. Purity by HPLC >=95%.
Endotoxin level	< 0.005 Eu/μg
Expression system	HEK 293 cells
Accession	<u>P01127</u>
Protein length	Full length protein
Animal free	Yes
Carrier free	Yes
Nature	Recombinant
Species	Human
Predicted molecular weight	12 kDa
Molecular weight information	M + 0.41 Da (Calc. mass 12351.59). SLGSLTIAEPAMIAECKTRTEVF EISRRLIDRTNANFLVWPPCVEVQRCSGCCNNRNVQCRPTQ VQ LRPVQVRKIEIVRKKPIFKKATVTLEDHLACKCETVAAARPVT
Amino acids	82 to 190
Additional sequence information	N-terminal glycine. Full-length mature chgain lacking signal and pro-peptides.

Specifications

Our **Abpromise guarantee** covers the use of **ab259425** in the following tested applications.

The application notes include recommended starting dilutions; optimal dilutions/concentrations should be determined by the end user.

Applications	SDS-PAGE
	Functional Studies
	HPLC
	Mass Spectrometry
	Cell Culture

Form Lyophilized

Additional notes This protein is filter sterilised prior to aliquoting and lyophilisation. All aliquoting and lyophilisation steps are performed in a sterile environment

Preparation and Storage

Stability and Storage Shipped at Room Temperature. Store at Room Temperature.

Information available upon request.

This product is an active protein and may elicit a biological response in vivo, handle with caution.

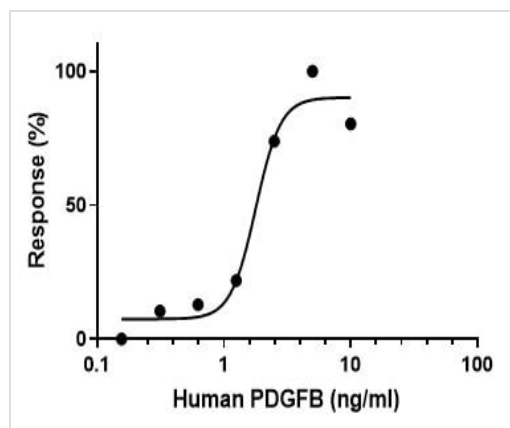
Reconstitution

Reconstitute with phosphate buffered saline. Store lyophilized form at room temperature.

Reconstitute, aliquot and store at -80°C for 12 months or +4°C for 1 week. Avoid repeated freeze-thaw. Lyophilized contents may appear as either a translucent film or a white powder. This variance does not affect the quality of the product.

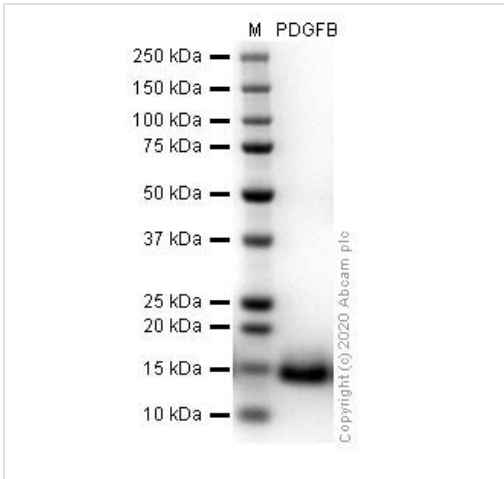
General Info

Images



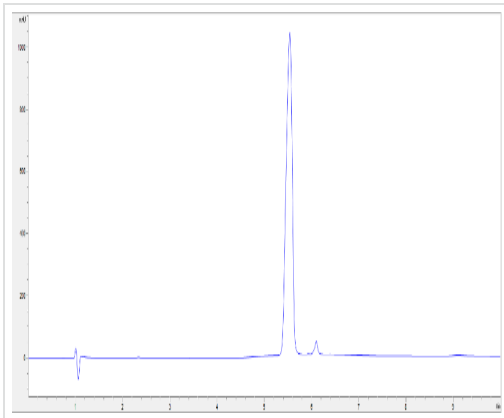
Fully biologically active compared to a standard. The ED₅₀ is 0.9388 ng/mL corresponding to a Specific Activity of 1.07 x 10⁶ IU/mg.

Functional Studies - Recombinant Human PDGF B protein (ab259425)



SDS-PAGE - Recombinant Human PDGF B protein (ab259425)

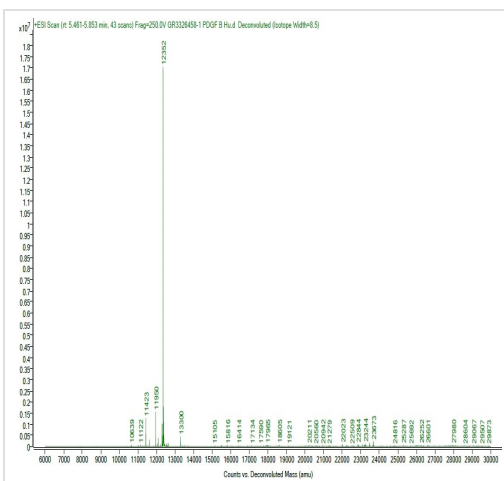
SDS-PAGE analysis of ab259425.



HPLC - Recombinant Human PDGF B protein (ab259425)

Purity 98%.

The spectrum was recorded using a 1260 Infinity II HPLC system with DAD and a MabPac RP column (3.0x100 mm, 4 μm). 5 μL of purified protein was injected and the gradient run from 80 % water:TFA (99.9:0.1 v/v) and 20 % acetonitrile:water:TFA (90:9.9:0.1 v/v/v) to 20 % water:TFA (99.9:0.1 v/v) and 80 % acetonitrile:water:TFA (90:9.9:0.1 v/v/v) within 3 minutes followed by an isocratic step for another 3 min. Flow rate was 0.5 mL/min and the column compartment temperature was 50 °C.



Mass Spectrometry - Recombinant Human PDGF B protein (ab259425)

M + 0.41 Da (Calc. mass 12351.59).

The spectrum was recorded with a 6545XT AdvanceBio LC/Q-TOF (Agilent Technologies) and a MabPac RP column (42.1x50 mm, 4 μm, Thermo Scientific). 5 μL of purified protein was injected and the gradient run from 85 % water:FA (99.9:0.1 v/v) and 15 % acetonitrile:FA (90:9.9:0.1 v/v/v) to 55 % water:FA (99.9:0.1 v/v) and 45 % acetonitrile:FA (90:9.9:0.1 v/v/v) within 3 minutes followed by an isocratic step for another 2.5 min. Flow rate was 0.4 mL/min and the column compartment temperature was 60 °C. Data was analysed and deconvoluted using the Bioconfirm software (Agilent Technologies).

Our Abpromise to you: Quality guaranteed and expert technical support

- Replacement or refund for products not performing as stated on the datasheet
- Valid for 12 months from date of delivery
- Response to your inquiry within 24 hours

- We provide support in Chinese, English, French, German, Japanese and Spanish
- Extensive multi-media technical resources to help you
- We investigate all quality concerns to ensure our products perform to the highest standards

If the product does not perform as described on this datasheet, we will offer a refund or replacement. For full details of the Abpromise, please visit <https://www.abcam.com/abpromise> or contact our technical team.

Terms and conditions

- Guarantee only valid for products bought direct from Abcam or one of our authorized distributors