

Product datasheet

Recombinant human Poliovirus Receptor/PVR protein (Active) ab155723

3 Images

Description

Product name	Recombinant human Poliovirus Receptor/PVR protein (Active)	
Biological activity	<p>Loaded Recombinant Human CD226 protein (ab206028) on Protein A Biosensor, can bind ab155723 with an affinity constant of 1.1 μM as determined in BLI assay.</p> <p>Loaded Recombinant human TIGIT protein (ab223110) on Protein A Biosensor, can bind ab155723 with an affinity constant of 0.92 μM as determined in BLI assay.</p>	
Purity	<p>> 95 % SDS-PAGE.</p> <p>ab155723 was lyophilized from 0.22 μm filtered solution.</p>	
Endotoxin level	< 1.000 Eu/μg	
Expression system	HEK 293 cells	
Accession	P15151	
Protein length	Protein fragment	
Animal free	No	
Nature	Recombinant	
Species	Human	
Sequence	<pre> WPPPGTGDVVVQAPTQVPGFLGDSVTLPCYLQVPNMEV THVSQLTWARHG ESGSMAVFHQ TQGPSYSESKRLEFVAARLGAELRNASLRMFGLRVEDE GNYTCLFVTFPQGSRSVDMLR VLAKPQNTAEVQKVQLTGEPVPMARC VSTGGRPPAQITWHS DLGGMPNTS QVPGFLSGTV TVTSLWILVPSSQV DGKNVTCKVEHESFEKPQLLTVNLT VYYPPEVSISGYDNN WYLGQN EA TLTCDARSNPEPTGYNWSTTMGPLPPFAVAQGAQLLIRPV DKPINTLIC NVTNALGA RQAELTVQVKEGPPSEHSGISRN </pre>	
Predicted molecular weight	36 kDa including tags	
Amino acids	21 to 343	
Tags	His tag C-Terminus	

Specifications

Our [Abpromise guarantee](#) covers the use of **ab155723** in the following tested applications.

The application notes include recommended starting dilutions; optimal dilutions/concentrations should be determined by the end user.

Applications	Functional Studies SDS-PAGE
Form	Lyophilized
Additional notes	This product was previously labelled as Poliovirus Receptor. This product is stable after storage at: -20°C to -70°C for 12 months in lyophilized state; -70°C for 3 months under sterile conditions after reconstitution.

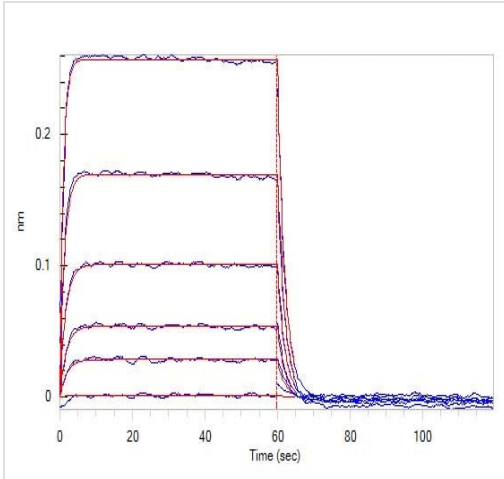
Preparation and Storage

Stability and Storage	Shipped at 4°C. Upon delivery aliquot. Store at -20°C or -80°C. Avoid freeze / thaw cycle. pH: 7.40 Constituents: 95% PBS, 5% Trehalose This product is an active protein and may elicit a biological response in vivo, handle with caution.
Reconstitution	It is recommended to reconstitute the lyophilized protein in sterile deionized water to a final concentration of 400 ug/ml. Solubilize for 30 to 60 minutes at room temperature with occasional gentle mixing. Carrier protein (0.1% HSA or BSA) is strongly recommended for further dilution and long term storage.

General Info

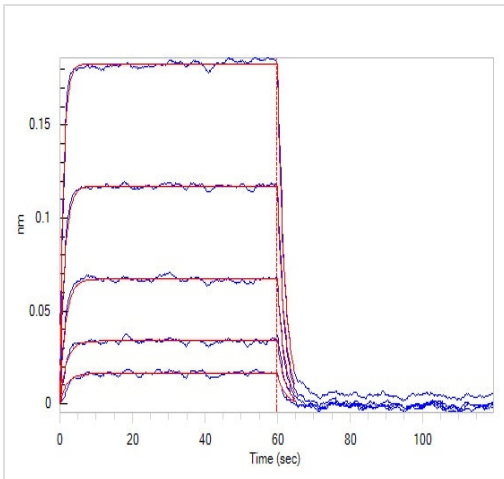
Function	Mediates NK cell adhesion and triggers NK cell effector functions. Binds two different NK cell receptors: CD96 and CD226. These interactions accumulates at the cell-cell contact site, leading to the formation of a mature immunological synapse between NK cell and target cell. This may trigger adhesion and secretion of lytic granules and IFN-gamma and activate cytotoxicity of activated NK cells. May also promote NK cell-target cell modular exchange, and PVR transfer to the NK cell. This transfer is more important in some tumor cells expressing a lot of PVR, and may trigger fratricide NK cell activation, providing tumors with a mechanism of immunoevasion. Plays a role in mediating tumor cell invasion and migration. Serves as a receptor for poliovirus attachment to target cells. May play a role in axonal transport of poliovirus, by targeting virion-PVR-containing endocytic vesicles to the microtubular network through interaction with DYNLT1. This interaction would drive the virus-containing vesicle to the axonal retrograde transport.
Sequence similarities	Belongs to the nectin family. Contains 2 Ig-like C2-type (immunoglobulin-like) domains. Contains 1 Ig-like V-type (immunoglobulin-like) domain.
Cellular localization	Secreted and Cell membrane.

Images




Loaded Recombinant human TIGIT protein ([ab223110](#)) on Protein A Biosensor, can bind [ab155723](#) with an affinity constant of 0.92 μM as determined in BLI assay.

Functional Studies - Recombinant human Poliovirus Receptor/PVR protein ([ab155723](#))



Loaded Recombinant Human CD226 protein ([ab206028](#)) on Protein A Biosensor, can bind [ab155723](#) with an affinity constant of 1.1 μM as determined in BLI assay.

Functional Studies - Recombinant human Poliovirus Receptor/PVR protein ([ab155723](#))



SDS-PAGE analysis of reduced ab155723 stained overnight with Coomassie Blue. The protein migrates as 55-65 kDa due to glycosylation.

SDS-PAGE - Recombinant human Poliovirus Receptor/PVR protein (ab155723)

Please note: All products are "FOR RESEARCH USE ONLY. NOT FOR USE IN DIAGNOSTIC PROCEDURES"

Our Abpromise to you: Quality guaranteed and expert technical support

- Replacement or refund for products not performing as stated on the datasheet
- Valid for 12 months from date of delivery
- Response to your inquiry within 24 hours
- We provide support in Chinese, English, French, German, Japanese and Spanish
- Extensive multi-media technical resources to help you
- We investigate all quality concerns to ensure our products perform to the highest standards

If the product does not perform as described on this datasheet, we will offer a refund or replacement. For full details of the Abpromise, please visit <https://www.abcam.com/abpromise> or contact our technical team.

Terms and conditions

- Guarantee only valid for products bought direct from Abcam or one of our authorized distributors