




Product datasheet

Anti-REV1 antibody ab5088

★★★★★ 1 Abreviews 2 References 1 Image

Overview

Product name	Anti-REV1 antibody
Description	Goat polyclonal to REV1
Host species	Goat
Tested applications	Suitable for: ICC
Species reactivity	Reacts with: Human Predicted to work with: Mouse, Rat, Cow, Dog 
Immunogen	Synthetic peptide corresponding to Human REV1 aa 1200 to the C-terminus. Database link: Q9UBZ9-1  Run BLAST with  Run BLAST with

General notes

REV1L is the human homolog of the *S. cerevisiae* mutagenesis protein Rev1. The REV1 protein is conserved from yeast to humans. All REV1 proteins contain a BRCT domain, which is important in protein-protein interactions.

The Life Science industry has been in the grips of a reproducibility crisis for a number of years. Abcam is leading the way in addressing this with our range of recombinant monoclonal antibodies and knockout edited cell lines for gold-standard validation. Please check that this product meets your needs before purchasing.

If you have any questions, special requirements or concerns, please send us an inquiry and/or contact our Support team ahead of purchase. Recommended alternatives for this product can be found below, along with publications, customer reviews and Q&As

Properties

Form	Liquid
Storage instructions	Shipped at 4°C. Upon delivery aliquot and store at -20°C or -80°C. Avoid repeated freeze / thaw cycles.
Storage buffer	pH: 7.3 Preservative: 0.02% Sodium azide Constituents: Tris buffered saline, 0.5% BSA
Purity	Immunogen affinity purified
Purification notes	Purified from goat serum by ammonium sulphate precipitation followed by antigen affinity

chromatography using the immunizing peptide.

Primary antibody notes

REV1L is the human homolog of the *S. cerevisiae* mutagenesis protein Rev1. The REV1 protein is conserved from yeast to humans. All REV1 proteins contain a BRCT domain, which is important in protein-protein interactions.

Clonality

Polyclonal

Isotype

IgG2c

Applications

The Abpromise guarantee

Our [Abpromise guarantee](#) covers the use of ab5088 in the following tested applications.

The application notes include recommended starting dilutions; optimal dilutions/concentrations should be determined by the end user.

Application	Abreviews	Notes
ICC		Use a concentration of 4 - 6 µg/ml.

Target

Function

Deoxycytidyl transferase involved in DNA repair. Transfers a dCMP residue from dCTP to the 3'-end of a DNA primer in a template-dependent reaction. May assist in the first step in the bypass of abasic lesions by the insertion of a nucleotide opposite the lesion. Required for normal induction of mutations by physical and chemical agents.

Tissue specificity

Ubiquitous.

Sequence similarities

Belongs to the DNA polymerase type-Y family.
Contains 1 BRCT domain.
Contains 1 umuC domain.

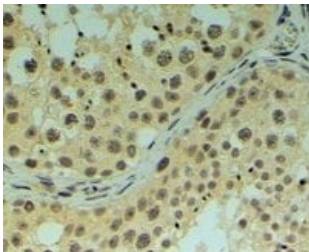
Domain

The C-terminal domain is necessary for protein interactions.

Cellular localization

Nucleus.

Images



In paraffin embedded Human Testis shows nuclear staining in spermatogonia and spermatocytes. ab5088 used at 4ug/ml following Steamed antigen retrieval with Tris/EDTA buffer pH 9 visualised using HRP staining.

Immunocytochemistry - Anti-REV1 antibody (ab5088)

Please note: All products are "FOR RESEARCH USE ONLY. NOT FOR USE IN DIAGNOSTIC PROCEDURES"

Our Abpromise to you: Quality guaranteed and expert technical support

- Replacement or refund for products not performing as stated on the datasheet
- Valid for 12 months from date of delivery
- Response to your inquiry within 24 hours

- We provide support in Chinese, English, French, German, Japanese and Spanish
- Extensive multi-media technical resources to help you
- We investigate all quality concerns to ensure our products perform to the highest standards

If the product does not perform as described on this datasheet, we will offer a refund or replacement. For full details of the Abpromise, please visit <https://www.abcam.com/abpromise> or contact our technical team.

Terms and conditions

- Guarantee only valid for products bought direct from Abcam or one of our authorized distributors