



Product datasheet

Anti-RNF135 antibody ab229959

3 Images

Overview

<b>Product name</b>	Anti-RNF135 antibody
<b>Description</b>	Rabbit polyclonal to RNF135
<b>Host species</b>	Rabbit
<b>Tested applications</b>	<b>Suitable for:</b> IHC-P, WB
<b>Species reactivity</b>	<b>Reacts with:</b> Human
<b>Immunogen</b>	<p>Recombinant fragment corresponding to Human RNF135 aa 339-432.            Sequence:</p> <p>VLGRTMDSCCVEWKGTSQLSAWHMVKETVLGSDRP            GVVGWLNLEEGKLA            FYSVDNQEKLLEYECTISASSPLYPAFWLYGLHPGNYLIIK            QVKV</p> <p>Database link: <a href="#">Q8IUD6</a></p> <p style="text-align: right;"> <a href="#">Run BLAST with</a>       <a href="#">Run BLAST with</a></p>
<b>Positive control</b>	WB: HEK-293T and Jurkat whole cell lysates. IHC-P: Human gastric cancer and kidney tissues.

Properties

<b>Form</b>	Liquid
<b>Storage instructions</b>	Shipped at 4°C. Store at +4°C short term (1-2 weeks). Upon delivery aliquot. Store at -20°C long term. Avoid freeze / thaw cycle.
<b>Storage buffer</b>	<p>pH: 7.30            Preservative: 0.02% Sodium azide            Constituents: PBS, 50% Glycerol</p>
<b>Purity</b>	Immunogen affinity purified
<b>Clonality</b>	Polyclonal
<b>Isotype</b>	IgG

Applications

Our [Abpromise guarantee](#) covers the use of **ab229959** in the following tested applications.


The application notes include recommended starting dilutions; optimal dilutions/concentrations should be determined by the end user.

Application	Abreviews	Notes
IHC-P		1/20 - 1/200.
WB		1/1000 - 1/5000. Detects a band of approximately 48 kDa (predicted molecular weight: 48 kDa).

## Target

<b>Function</b>	Acts as an E2-dependent E3 ubiquitin-protein ligase, involved in innate immune defense against viruses. Ubiquitinates DDX58 and is required for full activation of the DDX58 signaling resulting in interferon beta production.
<b>Tissue specificity</b>	Expressed in skeletal muscle, spleen, kidney, placenta, prostate, stomach, thyroid and tongue. Also weakly expressed in heart, thymus, liver and lung.
<b>Pathway</b>	Protein modification; protein ubiquitination.
<b>Involvement in disease</b>	Defects in RNF135 are the cause of macrocephaly macrosomia facial dysmorphism syndrome (MMFD) [MIM:614192]. MMFD is an autosomal dominant disorder characterized by the association of macrothrombocytopeny and progressive sensorineural hearing loss without renal dysfunction.
<b>Sequence similarities</b>	Contains 1 B30.2/SPRY domain. Contains 1 RING-type zinc finger.
<b>Cellular localization</b>	Cytoplasm.

## Images



**All lanes :** Anti-RNF135 antibody (ab229959) at 1/1000 dilution

**Lane 1 :** HEK-293T (human epithelial cell line from embryonic kidney transformed with large T antigen) whole cell lysate

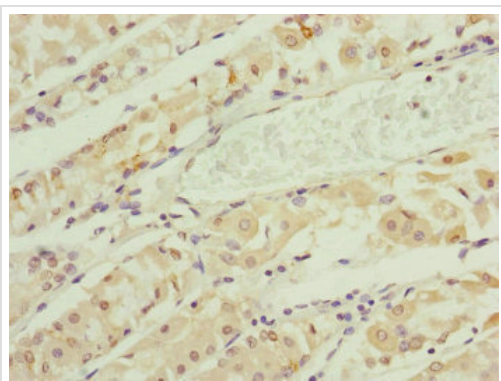
**Lane 2 :** Jurkat (human T cell leukemia cell line from peripheral blood) whole cell lysate

### Secondary

**All lanes :** Goat polyclonal to rabbit IgG at 1/10000 dilution

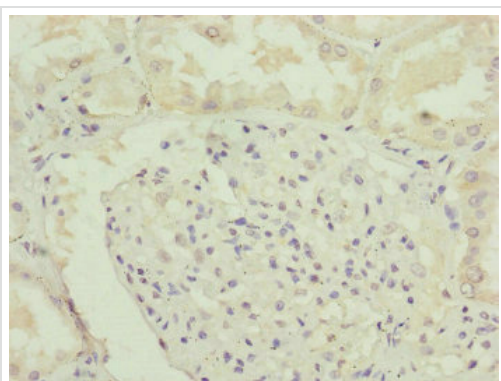
**Predicted band size:** 48 kDa

**Observed band size:** 48 kDa



Immunohistochemistry (Formalin/PFA-fixed paraffin-embedded sections) - Anti-RNF135 antibody (ab229959)

Paraffin-embedded human gastric cancer tissue stained for RNF135 using ab229959 at 1/100 dilution in immunohistochemical analysis.



Immunohistochemistry (Formalin/PFA-fixed paraffin-embedded sections) - Anti-RNF135 antibody (ab229959)

Paraffin-embedded human kidney tissue stained for RNF135 using ab229959 at 1/100 dilution in immunohistochemical analysis.

**Please note:** All products are "FOR RESEARCH USE ONLY. NOT FOR USE IN DIAGNOSTIC PROCEDURES"

### **Our Abpromise to you: Quality guaranteed and expert technical support**

---

- Replacement or refund for products not performing as stated on the datasheet
- Valid for 12 months from date of delivery
- Response to your inquiry within 24 hours
  
- We provide support in Chinese, English, French, German, Japanese and Spanish
- Extensive multi-media technical resources to help you
- We investigate all quality concerns to ensure our products perform to the highest standards

If the product does not perform as described on this datasheet, we will offer a refund or replacement. For full details of the Abpromise,

please visit <https://www.abcam.com/abpromise> or contact our technical team.

## **Terms and conditions**

---

- Guarantee only valid for products bought direct from Abcam or one of our authorized distributors