


## Product datasheet

# Anti-RPA14/RPA3 antibody ab97436

1 References 2 Images

### Overview

<b>Product name</b>	Anti-RPA14/RPA3 antibody
<b>Description</b>	Rabbit polyclonal to RPA14/RPA3
<b>Host species</b>	Rabbit
<b>Tested applications</b>	<b>Suitable for:</b> WB, IHC-P
<b>Species reactivity</b>	<b>Reacts with:</b> Human <b>Predicted to work with:</b> Cow 
<b>Immunogen</b>	Recombinant fragment corresponding to Human RPA14/RPA3 aa 1-91. Database link: <a href="#">NP_002938</a>
<b>Positive control</b>	WB: H1299, HeLaS3, MOLT4 and HepG2 whole cell lysate ( <a href="#">ab7900</a> ) IHC-P: Human lung CA patient tumor
<b>General notes</b>	This product was previously labelled as RPA14

Reproducibility is key to advancing scientific discovery and accelerating scientists' next breakthrough.

Abcam is leading the way with our range of recombinant antibodies, knockout-validated antibodies and knockout cell lines, all of which support improved reproducibility.

We are also planning to innovate the way in which we present recommended applications and species on our product datasheets, so that only applications & species that have been tested in our own labs, our suppliers or by selected trusted collaborators are covered by our Abpromise™ guarantee.

In preparation for this, we have started to update the applications & species that this product is Abpromise guaranteed for.

We are also updating the applications & species that this product has been “predicted to work with,” however this information is not covered by our Abpromise guarantee.

Applications & species from publications and Abreviews that have not been tested in our own labs or in those of our suppliers are not covered by the Abpromise guarantee.

Please check that this product meets your needs before purchasing. If you have any questions, special requirements or concerns, please send us an inquiry and/or contact our Support team ahead of purchase. Recommended alternatives for this product can be found below, as well as customer reviews and Q&As.

## Properties

---

<b>Form</b>	Liquid
<b>Storage instructions</b>	Shipped at 4°C. Upon delivery aliquot and store at -20°C or -80°C. Avoid repeated freeze / thaw cycles.
<b>Storage buffer</b>	pH: 7.00 Preservative: 0.01% Thimerosal (merthiolate) Constituents: 79.99% PBS, 20% Glycerol (glycerin, glycerine)
<b>Purity</b>	Immunogen affinity purified
<b>Clonality</b>	Polyclonal
<b>Isotype</b>	IgG

## Applications

---

Our [Abpromise guarantee](#) covers the use of **ab97436** in the following tested applications.

The application notes include recommended starting dilutions; optimal dilutions/concentrations should be determined by the end user.

Application	Abreviews	Notes
WB		1/500 - 1/3000. Predicted molecular weight: 14 kDa.
IHC-P		1/100 - 1/250.

---

## Target

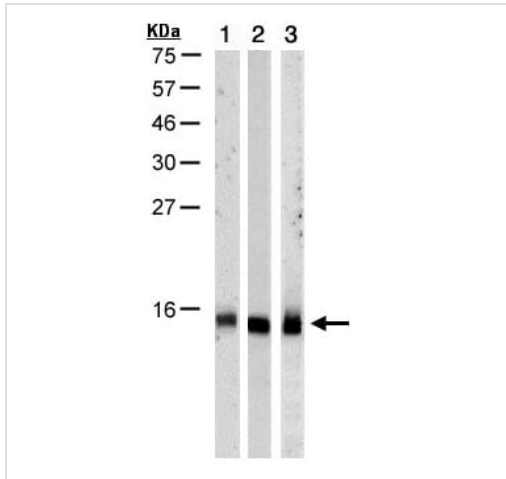
---

<b>Function</b>	Required for DNA recombination, repair and replication. The activity of RP-A is mediated by single-stranded DNA binding and protein interactions. Functions as component of the alternative replication protein A complex (aRPA). aRPA binds single-stranded DNA and probably plays a role in DNA repair; it does not support chromosomal DNA replication and cell cycle progression through S-phase. In vitro, aRPA cannot promote efficient priming by DNA polymerase alpha but supports DNA polymerase delta synthesis in the presence of PCNA and replication factor C (RFC), the dual incision/excision reaction of nucleotide excision repair and RAD51-dependent strand exchange.
<b>Cellular localization</b>	Nucleus.

---

## Images

---



Western blot - Anti-RPA14/RPA3 antibody (ab97436)

**All lanes :** Anti-RPA14/RPA3 antibody (ab97436) at 1/1000 dilution

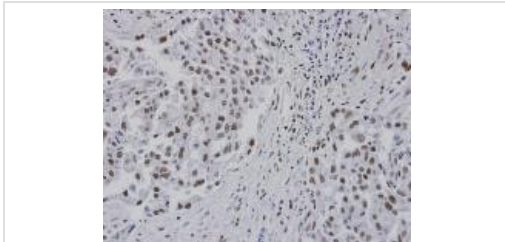
**Lane 1 :** HeLa whole cell lysate

**Lane 2 :** HepG2 whole cell lysate

**Lane 3 :** MOLT4 whole cell lysate

Lysates/proteins at 30 µg per lane.

**Predicted band size:** 14 kDa



Immunohistochemistry (Formalin/PFA-fixed paraffin-embedded sections) - Anti-RPA14/RPA3 antibody (ab97436)

Immunohistochemical analysis of RPA14/RPA3 in paraffin embedded lung CA patient tumor, using ab97436 at a 1/100 dilution.

**Please note:** All products are "FOR RESEARCH USE ONLY. NOT FOR USE IN DIAGNOSTIC PROCEDURES"

### Our Abpromise to you: Quality guaranteed and expert technical support

- Replacement or refund for products not performing as stated on the datasheet
- Valid for 12 months from date of delivery
- Response to your inquiry within 24 hours
- We provide support in Chinese, English, French, German, Japanese and Spanish
- Extensive multi-media technical resources to help you
- We investigate all quality concerns to ensure our products perform to the highest standards

If the product does not perform as described on this datasheet, we will offer a refund or replacement. For full details of the Abpromise, please visit <https://www.abcam.com/abpromise> or contact our technical team.

## Terms and conditions

---

- Guarantee only valid for products bought direct from Abcam or one of our authorized distributors