



Product datasheet

Anti-S100P antibody ab235917

2 Images

Overview

Product name	Anti-S100P antibody
Description	Rabbit polyclonal to S100P
Host species	Rabbit
Tested applications	Suitable for: IHC-P, ICC/IF
Species reactivity	Reacts with: Human
Immunogen	Recombinant fragment corresponding to Human S100P aa 17-70. Sequence: RYSGSEGSTQTLTKGELKVLMEKELPGFLQSGKDKDA VDKLLKDL DANGD AQVD Database link: P25815  Run BLAST with  Run BLAST with
Positive control	IHC-P: Human pancreatic cancer tissue. ICC/IF: HepG2 cells.

Properties

Form	Liquid
Storage instructions	Shipped at 4°C. Store at +4°C short term (1-2 weeks). Upon delivery aliquot. Store at -20°C long term. Avoid freeze / thaw cycle.
Storage buffer	pH: 7.40 Preservative: 0.03% Proclin Constituents: PBS, 50% Glycerol
Purity	Protein G purified
Purification notes	Purity >95%.
Clonality	Polyclonal
Isotype	IgG

Applications

Our [Abpromise guarantee](#) covers the use of **ab235917** in the following tested applications.

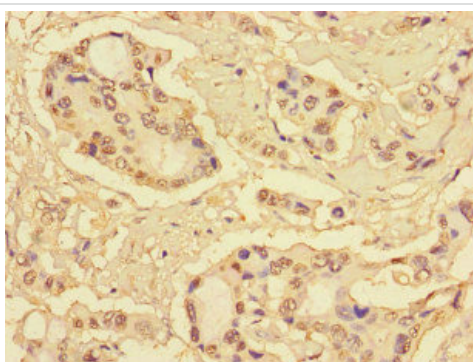
The application notes include recommended starting dilutions; optimal dilutions/concentrations should be determined by the end user.

Application	Abreviews	Notes
IHC-P		1/20 - 1/200.
ICC/IF		1/50 - 1/200.

Target

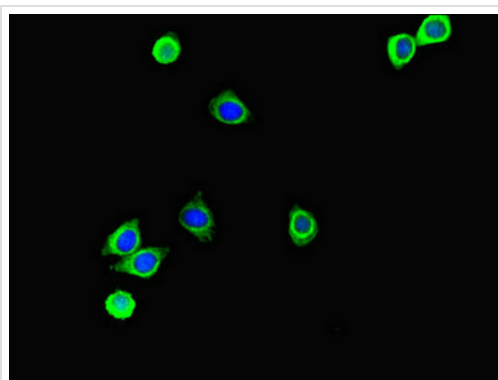
Tissue specificity	Up-regulated in various pancreatic ductal adenocarcinomas and pancreatic intraepithelial neoplasias.
Sequence similarities	Belongs to the S-100 family. Contains 2 EF-hand domains.
Cellular localization	Nucleus. Cytoplasm. Colocalizes with S100PBP in the nucleus.

Images



Immunohistochemistry (Formalin/PFA-fixed paraffin-embedded sections) - Anti-S100P antibody (ab235917)

Paraffin-embedded human pancreatic cancer tissue stained for S100P using ab235917 at 1/100 dilution in immunohistochemical analysis.



Immunocytochemistry/ Immunofluorescence - Anti-S100P antibody (ab235917)

HepG2 (human liver hepatocellular carcinoma cell line) cells stained for S100P (green) using ab235917 at 1/100 dilution in ICC/IF. Secondary antibody is Alexa Fluor[®] 488-conjugated AffiniPure Goat Anti-Rabbit IgG (H+L).

Please note: All products are "FOR RESEARCH USE ONLY. NOT FOR USE IN DIAGNOSTIC PROCEDURES"

Our Abpromise to you: Quality guaranteed and expert technical support

- Replacement or refund for products not performing as stated on the datasheet
- Valid for 12 months from date of delivery
- Response to your inquiry within 24 hours

- We provide support in Chinese, English, French, German, Japanese and Spanish
- Extensive multi-media technical resources to help you
- We investigate all quality concerns to ensure our products perform to the highest standards

If the product does not perform as described on this datasheet, we will offer a refund or replacement. For full details of the Abpromise, please visit <https://www.abcam.com/abpromise> or contact our technical team.

Terms and conditions

- Guarantee only valid for products bought direct from Abcam or one of our authorized distributors