




Product datasheet

Anti-SAHH antibody ab236110

2 Images

Overview

Product name	Anti-SAHH antibody
Description	Rabbit polyclonal to SAHH
Host species	Rabbit
Tested applications	Suitable for: IHC-P, ICC/IF
Species reactivity	Reacts with: Human Predicted to work with: Mouse, Rat, Cow, Pig, Cynomolgus monkey 
Immunogen	Recombinant full length protein corresponding to Human SAHH aa 2-432. Sequence: SDKLPYKVADIGLAAWGRKALDIAENEMPGLMRMRER YSASKPLKGARIA GCLHMTVETAVLIETLVTLGAEVQWSSCNIFSTQDHAA AAIKAGIPVYA WKGETDEEYLWCIEQTLYFKDGPLNMILDDGGDLTNLI HTKYPQLLPGIR GISEETTTGVHNLKMMANGILKVPAINVNSVTKSKFD NLYGCRESLID GIKRATDVMIAGKVAVVAGYGDVGKGCQAALRGFGAR VIITEIDPINALQ AAMEGYEVTMDEACQEGNIFVTTTGCIDILGRHFEQM KDDAIVCNIGH FDVEIDVKWLNENAVEKVNIPQVDYRLKNGRRIILLA EGRLVNLGCAM GHPSFVMSNSFTNQVMAQIELWTHPKYVGVHFLPK KLDEAVAEHLGK LNVKLTCLTEKQAQYLGMSCDGPFKPDHYRY Database link: P23526 <div style="text-align: right;">  Run BLAST with  Run BLAST with </div>
Positive control	IHC-P: Human breast cancer tissue. ICC/IF: HepG2 cells.
General notes	This product was previously labelled as S adenosylhomocysteine hydrolase

Properties

Form	Liquid
Storage instructions	Shipped at 4°C. Store at +4°C short term (1-2 weeks). Upon delivery aliquot. Store at -20°C long term. Avoid freeze / thaw cycle.
Storage buffer	pH: 7.40 Preservative: 0.03% Proclin Constituents: PBS, 50% Glycerol
Purity	Protein G purified
Purification notes	Purity >95%.
Clonality	Polyclonal
Isotype	IgG

Applications

Our [Abpromise guarantee](#) covers the use of **ab236110** in the following tested applications.

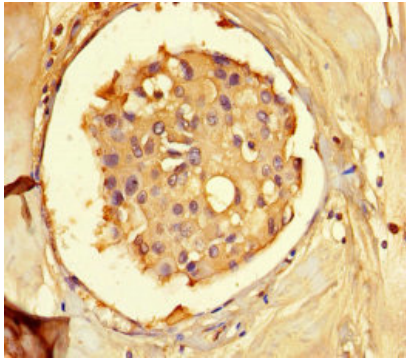
The application notes include recommended starting dilutions; optimal dilutions/concentrations should be determined by the end user.

Application	Abreviews	Notes
IHC-P		1/20 - 1/200.
ICC/IF		1/50 - 1/200.

Target

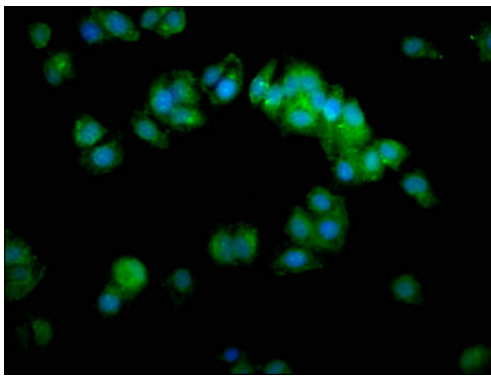
Function	Adenosylhomocysteine is a competitive inhibitor of S-adenosyl-L-methionine-dependent methyl transferase reactions; therefore adenosylhomocysteinase may play a key role in the control of methylations via regulation of the intracellular concentration of adenosylhomocysteine.
Pathway	Amino-acid biosynthesis; L-homocysteine biosynthesis; L-homocysteine from S-adenosyl-L-homocysteine: step 1/1.
Involvement in disease	Defects in AHCY are the cause of hypermethioninemia with S-adenosylhomocysteine hydrolase deficiency (HMAHCHD) [MIM:613752]. A metabolic disorder characterized by hypermethioninemia associated with failure to thrive, mental and motor retardation, facial dysmorphism with abnormal hair and teeth, and cardiomyopathy.
Sequence similarities	Belongs to the adenosylhomocysteinase family.
Cellular localization	Cytoplasm. Melanosome. Identified by mass spectrometry in melanosome fractions from stage I to stage IV.

Images



Immunohistochemistry (Formalin/PFA-fixed paraffin-embedded sections) - Anti-SAHH antibody (ab236110)

Paraffin-embedded human breast cancer tissue stained for SAHH using ab236110 at 1/100 dilution in immunohistochemical analysis.



Immunocytochemistry/ Immunofluorescence - Anti-SAHH antibody (ab236110)

4% formaldehyde-fixed, 0.2 Triton X-100 permeabilized HepG2 (human liver hepatocellular carcinoma cell line) cells labeling SAHH using ab236110 (green) at 1/233 dilution in ICC/IF.

Cells were blocked in 10% normal goat serum and incubated with primary antibody at 4°C overnight. Secondary antibody was Alexa Fluor® 488-conjugated goat anti-rabbit IgG (H+L). Counter stained with DAPI (blue).

Please note: All products are "FOR RESEARCH USE ONLY. NOT FOR USE IN DIAGNOSTIC PROCEDURES"

Our Abpromise to you: Quality guaranteed and expert technical support

- Replacement or refund for products not performing as stated on the datasheet
- Valid for 12 months from date of delivery
- Response to your inquiry within 24 hours
- We provide support in Chinese, English, French, German, Japanese and Spanish
- Extensive multi-media technical resources to help you
- We investigate all quality concerns to ensure our products perform to the highest standards

If the product does not perform as described on this datasheet, we will offer a refund or replacement. For full details of the Abpromise, please visit <https://www.abcam.com/abpromise> or contact our technical team.

Terms and conditions

- Guarantee only valid for products bought direct from Abcam or one of our authorized distributors