


Product datasheet

Anti-SCA10 antibody ab153875

2 Images

Overview

Product name	Anti-SCA10 antibody
Description	Rabbit polyclonal to SCA10
Host species	Rabbit
Tested applications	Suitable for: WB, IHC-P
Species reactivity	Reacts with: Human Predicted to work with: Rat, Cow 
Immunogen	Recombinant fragment corresponding to Human SCA10 aa 1-393. Database link: Q9UBB4
Positive control	293T whole cell lysate, A431 whole cell lysate, HeLa whole cell lysate, HepG2 whole cell lysate, paraffin-embedded Human colon carcinoma tissue.
General notes	This product was previously labelled as ATXN10

The Life Science industry has been in the grips of a reproducibility crisis for a number of years. Abcam is leading the way in addressing this with our range of recombinant monoclonal antibodies and knockout edited cell lines for gold-standard validation. Please check that this product meets your needs before purchasing.

If you have any questions, special requirements or concerns, please send us an inquiry and/or contact our Support team ahead of purchase. Recommended alternatives for this product can be found below, along with publications, customer reviews and Q&As

Properties

Form	Liquid
Storage instructions	Shipped at 4°C. Upon delivery aliquot. Store at -20°C or -80°C. Avoid freeze / thaw cycle.
Storage buffer	pH: 7.00 Preservative: 0.01% Thimerosal (merthiolate) Constituents: 78.99% PBS, 1% BSA, 20% Glycerol (glycerin, glycerine)
Purity	Immunogen affinity purified
Clonality	Polyclonal
Isotype	IgG

Applications

The Abpromise guarantee

Our [Abpromise guarantee](#) covers the use of ab153875 in the following tested applications.

The application notes include recommended starting dilutions; optimal dilutions/concentrations should be determined by the end user.

Application	Abreviews	Notes
WB		1/500 - 1/3000. Predicted molecular weight: 53 kDa.
IHC-P		1/100 - 1/1000.

Target

Function

Necessary for the survival of cerebellar neurons (By similarity). Induces neuritogenesis by activating the Ras-MAP kinase pathway (By similarity). May play a role in the maintenance of a critical intracellular glycosylation level and homeostasis.

Tissue specificity

Expressed in the central nervous system.

Involvement in disease

Defects in ATXN10 are the cause of spinocerebellar ataxia type 10 (SCA10) [MIM:603516]. Spinocerebellar ataxia is a clinically and genetically heterogeneous group of cerebellar disorders. Patients show progressive incoordination of gait and often poor coordination of hands, speech and eye movements, due to degeneration of the cerebellum with variable involvement of the brainstem and spinal cord. SCA10 is an autosomal dominant cerebellar ataxia (ADCA).

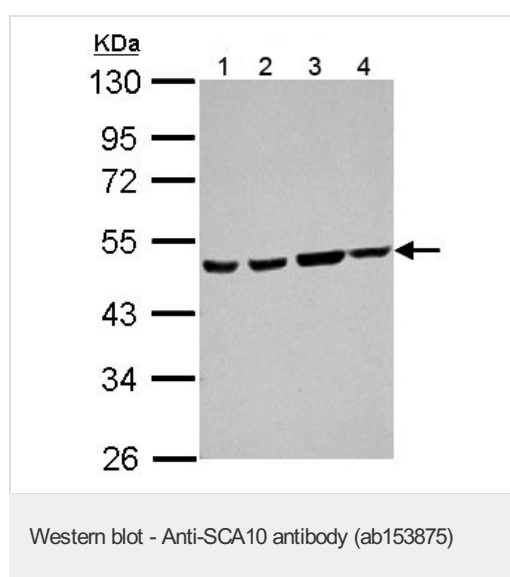
Sequence similarities

Belongs to the ataxin-10 family.

Cellular localization

Cytoplasm > perinuclear region.

Images



All lanes : Anti-SCA10 antibody (ab153875) at 1/1000 dilution

Lane 1 : 293T whole cell lysate

Lane 2 : A431 whole cell lysate

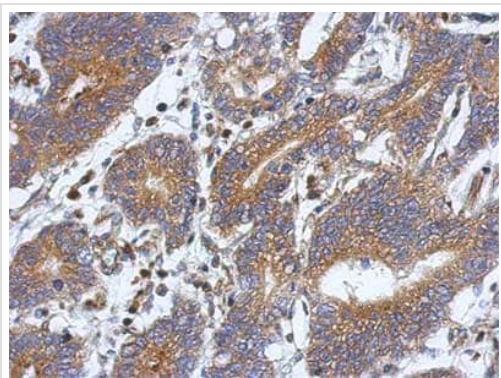
Lane 3 : HeLa whole cell lysate

Lane 4 : HepG2 whole cell lysate

Lysates/proteins at 30 µg per lane.

Predicted band size: 53 kDa

10% SDS PAGE



Immunohistochemical analysis of paraffin embedded Human colon cancer tissue labeling SCA10 with ab153875 1/500 dilution

Immunohistochemistry (Formalin/PFA-fixed paraffin-embedded sections) - Anti-SCA10 antibody (ab153875)

Please note: All products are "FOR RESEARCH USE ONLY. NOT FOR USE IN DIAGNOSTIC PROCEDURES"

Our Abpromise to you: Quality guaranteed and expert technical support

- Replacement or refund for products not performing as stated on the datasheet
- Valid for 12 months from date of delivery
- Response to your inquiry within 24 hours
- We provide support in Chinese, English, French, German, Japanese and Spanish
- Extensive multi-media technical resources to help you
- We investigate all quality concerns to ensure our products perform to the highest standards

If the product does not perform as described on this datasheet, we will offer a refund or replacement. For full details of the Abpromise, please visit <https://www.abcam.com/abpromise> or contact our technical team.

Terms and conditions

- Guarantee only valid for products bought direct from Abcam or one of our authorized distributors