


Product datasheet

Anti-SENP8 antibody ab229093

2 Images

Overview

Product name	Anti-SENP8 antibody
Description	Rabbit polyclonal to SENP8
Host species	Rabbit
Tested applications	Suitable for: IHC-P, WB
Species reactivity	Reacts with: Human Predicted to work with: Mouse, Rat, Rhesus monkey 
Immunogen	Recombinant fragment within Human SENP8 (internal sequence). The exact sequence is proprietary. Database link: Q96LD8
Positive control	IHC-P: Human hepatoma tissue. WB: HEK-293T whole cell lysate.
General notes	<p>Reproducibility is key to advancing scientific discovery and accelerating scientists' next breakthrough.</p> <p>Abcam is leading the way with our range of recombinant antibodies, knockout-validated antibodies and knockout cell lines, all of which support improved reproducibility.</p> <p>We are also planning to innovate the way in which we present recommended applications and species on our product datasheets, so that only applications & species that have been tested in our own labs, our suppliers or by selected trusted collaborators are covered by our Abpromise™ guarantee.</p> <p>In preparation for this, we have started to update the applications & species that this product is Abpromise guaranteed for.</p> <p>We are also updating the applications & species that this product has been “predicted to work with,” however this information is not covered by our Abpromise guarantee.</p> <p>Applications & species from publications and Abreviews that have not been tested in our own labs or in those of our suppliers are not covered by the Abpromise guarantee.</p> <p>Please check that this product meets your needs before purchasing. If you have any questions, special requirements or concerns, please send us an inquiry and/or contact our Support team ahead of purchase. Recommended alternatives for this product can be found below, as well as customer reviews and Q&As.</p>

Properties

Form	Liquid
Storage instructions	Shipped at 4°C. Store at +4°C short term (1-2 weeks). Upon delivery aliquot. Store at -20°C long term. Avoid freeze / thaw cycle.
Storage buffer	pH: 7.00 Preservative: 0.01% Thimerosal (merthiolate) Constituents: 1.21% Tris, 0.75% Glycine, 20% Glycerol (glycerin, glycerine)
Purity	Immunogen affinity purified
Clonality	Polyclonal
Isotype	IgG

Applications

Our [Abpromise guarantee](#) covers the use of **ab229093** in the following tested applications.

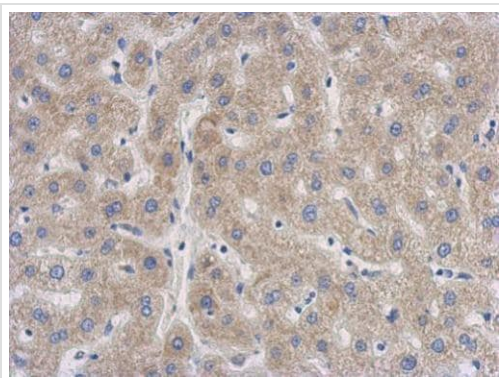
The application notes include recommended starting dilutions; optimal dilutions/concentrations should be determined by the end user.

Application	Abreviews	Notes
IHC-P		1/100 - 1/1000.
WB		1/500 - 1/3000. Predicted molecular weight: 24 kDa.

Target


Function	Protease that catalyzes two essential functions in the NEDD8 pathway: processing of full-length NEDD8 to its mature form and deconjugation of NEDD8 from targeted proteins such as cullins or p53.
Tissue specificity	Broadly expressed, with highest levels in kidney and pancreas.
Sequence similarities	Belongs to the peptidase C48 family.

Images



Immunohistochemistry (Formalin/PFA-fixed paraffin-embedded sections) - Anti-SENP8 antibody (ab229093)

Paraffin-embedded human hepatoma tissue stained for SENP8 using ab229093 at 1/500 dilution in immunohistochemical analysis.



Anti-SENP8 antibody (ab229093) at 1/1000 dilution + HEK-293T (human epithelial cell line from embryonic kidney transformed with large T antigen) whole cell lysate at 30 μ g

Predicted band size: 24 kDa

12% SDS-PAGE gel.

Please note: All products are "FOR RESEARCH USE ONLY. NOT FOR USE IN DIAGNOSTIC PROCEDURES"

Our Abpromise to you: Quality guaranteed and expert technical support

- Replacement or refund for products not performing as stated on the datasheet
- Valid for 12 months from date of delivery
- Response to your inquiry within 24 hours
- We provide support in Chinese, English, French, German, Japanese and Spanish
- Extensive multi-media technical resources to help you
- We investigate all quality concerns to ensure our products perform to the highest standards

If the product does not perform as described on this datasheet, we will offer a refund or replacement. For full details of the Abpromise, please visit <https://www.abcam.com/abpromise> or contact our technical team.

Terms and conditions

- Guarantee only valid for products bought direct from Abcam or one of our authorized distributors