

Product datasheet

Anti-SHMT2/SHMT antibody ab155230

3 Images

Overview

Product name	Anti-SHMT2/SHMT antibody
Description	Rabbit polyclonal to SHMT2/SHMT
Host species	Rabbit
Tested applications	Suitable for: ICC/IF, WB, IHC-P
Species reactivity	Reacts with: Human
Immunogen	Recombinant fragment corresponding to Human SHMT2/SHMT aa 1-483. Database link: P34897
Positive control	293T and HeLa whole cell lysates, HeLa cells, HeLa xenograft
General notes	This product was previously labelled as SHMT2

Reproducibility is key to advancing scientific discovery and accelerating scientists' next breakthrough.

Abcam is leading the way with our range of recombinant antibodies, knockout-validated antibodies and knockout cell lines, all of which support improved reproducibility.

We are also planning to innovate the way in which we present recommended applications and species on our product datasheets, so that only applications & species that have been tested in our own labs, our suppliers or by selected trusted collaborators are covered by our Abpromise™ guarantee.

In preparation for this, we have started to update the applications & species that this product is Abpromise guaranteed for.

We are also updating the applications & species that this product has been “predicted to work with,” however this information is not covered by our Abpromise guarantee.

Applications & species from publications and Abreviews that have not been tested in our own labs or in those of our suppliers are not covered by the Abpromise guarantee.

Please check that this product meets your needs before purchasing. If you have any questions, special requirements or concerns, please send us an inquiry and/or contact our Support team ahead of purchase. Recommended alternatives for this product can be found below, as well as customer reviews and Q&As.

Properties

Form	Liquid
Storage instructions	Shipped at 4°C. Upon delivery aliquot. Store at -20°C or -80°C. Avoid freeze / thaw cycle.
Storage buffer	pH: 7.00 Preservative: 0.01% Thimerosal (merthiolate) Constituents: 79.99% PBS, 20% Glycerol (glycerin, glycerine)
Purity	Immunogen affinity purified
Clonality	Polyclonal
Isotype	IgG

Applications

Our [Abpromise guarantee](#) covers the use of **ab155230** in the following tested applications.

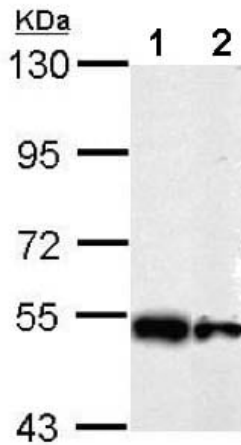
The application notes include recommended starting dilutions; optimal dilutions/concentrations should be determined by the end user.

Application	Abreviews	Notes
ICC/IF		1/100 - 1/1000.
WB		1/5000 - 1/20000. Predicted molecular weight: 56 kDa.
IHC-P		1/100 - 1/1000.

Target

Function	Contributes to the de novo mitochondrial thymidylate biosynthesis pathway. Required to prevent uracil accumulation in mtDNA. Interconversion of serine and glycine. Associates with mitochondrial DNA.
Pathway	One-carbon metabolism; tetrahydrofolate interconversion.
Sequence similarities	Belongs to the SHMT family.
Cellular localization	Mitochondrion. Mitochondrion matrix > mitochondrion nucleoid. Mitochondrion inner membrane.

Images



Western blot - Anti-SHMT2/SHMT antibody (ab155230)

All lanes : Anti-SHMT2/SHMT antibody (ab155230) at 1/10000 dilution

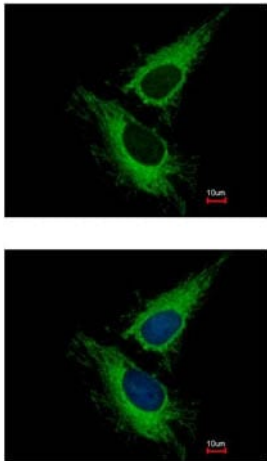
Lane 1 : 293T whole cell lysate

Lane 2 : HeLa whole cell lysate

Lysates/proteins at 10 µg per lane.

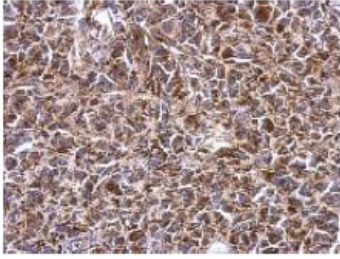
Predicted band size: 56 kDa

7.5% SDS PAGE



Immunocytochemistry/ Immunofluorescence - Anti-SHMT2/SHMT antibody (ab155230)

Immunofluorescent analysis of methanol-fixed HeLa cells labeling SHMT2/SHMT with ab155230 at 1/500. Image at the bottom costained with Hoechst 33342.



Immunohistochemical analysis of paraffin embedded HeLa xenograft labeling SHMT2/SHMT with ab155230 antibody at 1/500.

Immunohistochemistry (Formalin/PFA-fixed paraffin-embedded sections) - Anti-SHMT2/SHMT antibody (ab155230)

Please note: All products are "FOR RESEARCH USE ONLY. NOT FOR USE IN DIAGNOSTIC PROCEDURES"

Our Abpromise to you: Quality guaranteed and expert technical support

- Replacement or refund for products not performing as stated on the datasheet
- Valid for 12 months from date of delivery
- Response to your inquiry within 24 hours
- We provide support in Chinese, English, French, German, Japanese and Spanish
- Extensive multi-media technical resources to help you
- We investigate all quality concerns to ensure our products perform to the highest standards

If the product does not perform as described on this datasheet, we will offer a refund or replacement. For full details of the Abpromise, please visit <https://www.abcam.com/abpromise> or contact our technical team.

Terms and conditions

- Guarantee only valid for products bought direct from Abcam or one of our authorized distributors