


Product datasheet

Anti-SLC39A14/ZIP-14 antibody ab140973

2 Images

Overview

<b>Product name</b>	Anti-SLC39A14/ZIP-14 antibody
<b>Description</b>	Rabbit polyclonal to SLC39A14/ZIP-14
<b>Host species</b>	Rabbit
<b>Specificity</b>	BLAST analysis of the peptide immunogen showed no homology with other Human proteins.
<b>Tested applications</b>	<b>Suitable for:</b> IHC-P
<b>Species reactivity</b>	<b>Reacts with:</b> Human <b>Predicted to work with:</b> Mouse, Horse, Hamster, Cow, Dog, Pig, Chimpanzee, Monkey, Gorilla, Common marmoset, Orangutan, Bat, Elephant 
<b>Immunogen</b>	Synthetic peptide corresponding to Human SLC39A14/ZIP-14 (internal sequence). Synthetic 15 amino acid peptide from the internal region.
<b>Positive control</b>	Human prostate and kidney tissues.
<b>General notes</b>	<p>The Life Science industry has been in the grips of a reproducibility crisis for a number of years. Abcam is leading the way in addressing this with our range of recombinant monoclonal antibodies and knockout edited cell lines for gold-standard validation. Please check that this product meets your needs before purchasing.</p> <p>If you have any questions, special requirements or concerns, please send us an inquiry and/or contact our Support team ahead of purchase. Recommended alternatives for this product can be found below, along with publications, customer reviews and Q&amp;As</p>

Properties

<b>Form</b>	Liquid
<b>Storage instructions</b>	Shipped at 4°C.
<b>Storage buffer</b>	pH: 7.4 Preservative: 0.1% Sodium azide Constituent: 99% PBS
<b>Purity</b>	Immunogen affinity purified
<b>Clonality</b>	Polyclonal
<b>Isotype</b>	IgG

## Applications

### The Abpromise guarantee

Our [Abpromise guarantee](#) covers the use of ab140973 in the following tested applications.

The application notes include recommended starting dilutions; optimal dilutions/concentrations should be determined by the end user.

Application	Abreviews	Notes
IHC-P		Use a concentration of 5 - 7.5 µg/ml. Perform heat mediated antigen retrieval before commencing with IHC staining protocol.

## Target

### Function

May be able to transport iron (By similarity). Acts as a zinc-influx transporter.

### Tissue specificity

Ubiquitously expressed, with increased expression in liver, pancreas, fetal liver, thyroid gland, left and right ventricle, right atrium and fetal heart. Weakly expressed in spleen, thymus, and peripheral blood leukocytes.

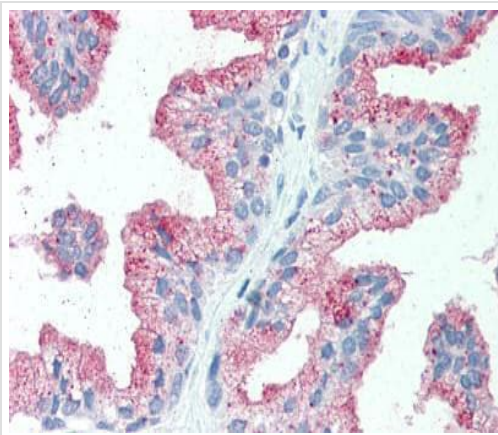
### Sequence similarities

Belongs to the ZIP transporter (TC 2.A.5) family.

### Cellular localization

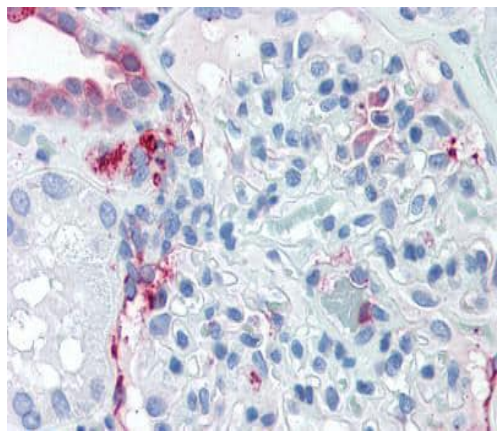
Cell membrane. Cell projection > lamellipodium. Localized to the plasma membrane and also found colocalized with F-actin concentrated on lamellipodiae.

## Images



Immunohistochemical analysis of formalin-fixed, paraffin-embedded Human prostate tissue labelling SLC39A14/ZIP-14 with ab140973 at 7.5 µg/ml after heat-induced antigen retrieval.

Immunohistochemistry (Formalin/PFA-fixed paraffin-embedded sections) - Anti-SLC39A14/ZIP-14 antibody (ab140973)



Immunohistochemical analysis of formalin-fixed, paraffin-embedded Human kidney tissue labelling SLC39A14/ZIP-14 with ab140973 at 7.5 µg/ml after heat-induced antigen retrieval.

Immunohistochemistry (Formalin/PFA-fixed paraffin-embedded sections) - Anti-SLC39A14/ZIP-14 antibody (ab140973)

**Please note:** All products are "FOR RESEARCH USE ONLY. NOT FOR USE IN DIAGNOSTIC PROCEDURES"

### Our Abpromise to you: Quality guaranteed and expert technical support

---

- Replacement or refund for products not performing as stated on the datasheet
- Valid for 12 months from date of delivery
- Response to your inquiry within 24 hours
- We provide support in Chinese, English, French, German, Japanese and Spanish
- Extensive multi-media technical resources to help you
- We investigate all quality concerns to ensure our products perform to the highest standards

If the product does not perform as described on this datasheet, we will offer a refund or replacement. For full details of the Abpromise, please visit <https://www.abcam.com/abpromise> or contact our technical team.

### Terms and conditions

---

- Guarantee only valid for products bought direct from Abcam or one of our authorized distributors