



Product datasheet

Anti-SLC5A6 antibody ab254822

2 Images

Overview

Product name	Anti-SLC5A6 antibody
Description	Rabbit polyclonal to SLC5A6
Host species	Rabbit
Tested applications	Suitable for: ICC/IF, IHC-P
Species reactivity	Reacts with: Human
Immunogen	<p>Recombinant fragment corresponding to Human SLC5A6 aa 557-633. Sequence:</p> <p>LNPATYPVLPKLLSLLPLSCQKRLHCRSYGQDHLDTGLFP EKPRNGVLG DSRDKEAMALDGTAYQGSSSTCILQET</p> <p>Database link: Q9Y289</p> <p style="text-align: right;">  Run BLAST with  Run BLAST with </p>
Positive control	IHC-P: Human epididymis tissue. ICC/IF: MCF7 cells.
General notes	<p>Reproducibility is key to advancing scientific discovery and accelerating scientists' next breakthrough.</p> <p>Abcam is leading the way with our range of recombinant antibodies, knockout-validated antibodies and knockout cell lines, all of which support improved reproducibility.</p> <p>We are also planning to innovate the way in which we present recommended applications and species on our product datasheets, so that only applications & species that have been tested in our own labs, our suppliers or by selected trusted collaborators are covered by our Abpromise™ guarantee.</p> <p>In preparation for this, we have started to update the applications & species that this product is Abpromise guaranteed for.</p> <p>We are also updating the applications & species that this product has been “predicted to work with,” however this information is not covered by our Abpromise guarantee.</p> <p>Applications & species from publications and Abreviews that have not been tested in our own labs or in those of our suppliers are not covered by the Abpromise guarantee.</p> <p>Please check that this product meets your needs before purchasing. If you have any questions, special requirements or concerns, please send us an inquiry and/or contact our Support team ahead of purchase. Recommended alternatives for this product can be found below, as well as customer reviews and Q&As.</p>

Properties

Form	Liquid
Storage instructions	Shipped at 4°C. Store at +4°C short term (1-2 weeks). Upon delivery aliquot. Store at -20°C long term. Avoid freeze / thaw cycle.
Storage buffer	pH: 7.20 Preservative: 0.02% Sodium azide Constituents: 40% Glycerol (glycerin, glycerine), PBS
Purity	Immunogen affinity purified
Clonality	Polyclonal
Isotype	IgG

Applications

Our [Abpromise guarantee](#) covers the use of **ab254822** in the following tested applications.

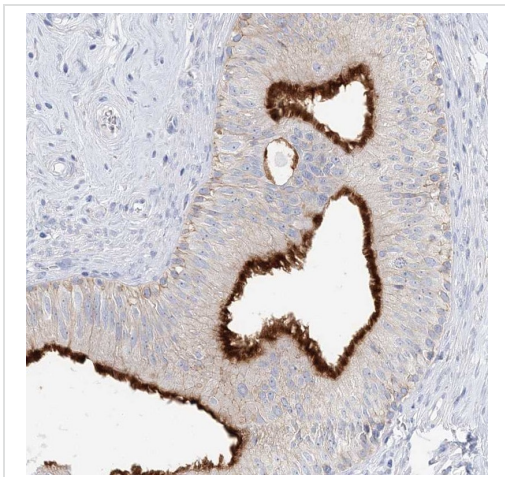
The application notes include recommended starting dilutions; optimal dilutions/concentrations should be determined by the end user.

Application	Abreviews	Notes
ICC/IF		Use a concentration of 0.25 - 2 µg/ml. Fixation/Permeabilization: PFA/Triton X-100.
IHC-P		1/50 - 1/200. Perform heat mediated antigen retrieval with citrate buffer pH 6 before commencing with IHC staining protocol.

Target

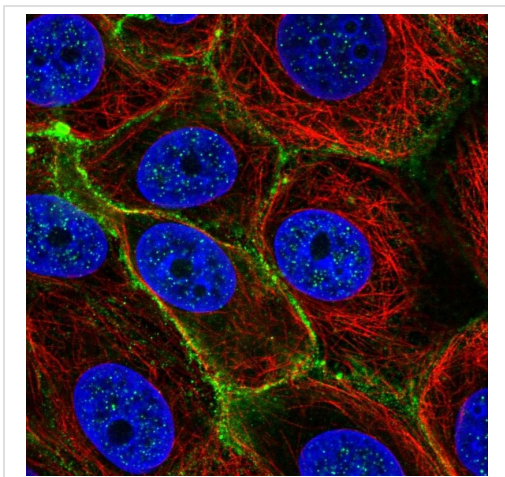
Function	Transports pantothenate, biotin and lipoate in the presence of sodium.
Sequence similarities	Belongs to the sodium:solute symporter (SSF) (TC 2.A.21) family.
Cellular localization	Membrane.

Images



Paraffin-embedded human epididymis tissue stained for SLC5A6 using ab254822 at 1/50 dilution in immunohistochemical analysis.

Immunohistochemistry (Formalin/PFA-fixed paraffin-embedded sections) - Anti-SLC5A6 antibody (ab254822)



PFA fixed, Triton X-100 permeabilized MCF7 (Human breast adenocarcinoma cell line) cells labeling SLC5A6 using ab254822 at 4µg/ml (green) in ICC/IF.

Immunocytochemistry/ Immunofluorescence - Anti-SLC5A6 antibody (ab254822)

Please note: All products are "FOR RESEARCH USE ONLY. NOT FOR USE IN DIAGNOSTIC PROCEDURES"

Our Abpromise to you: Quality guaranteed and expert technical support

-
- Replacement or refund for products not performing as stated on the datasheet
 - Valid for 12 months from date of delivery
 - Response to your inquiry within 24 hours

 - We provide support in Chinese, English, French, German, Japanese and Spanish
 - Extensive multi-media technical resources to help you
 - We investigate all quality concerns to ensure our products perform to the highest standards

If the product does not perform as described on this datasheet, we will offer a refund or replacement. For full details of the Abpromise, please visit <https://www.abcam.com/abpromise> or contact our technical team.

Terms and conditions

- Guarantee only valid for products bought direct from Abcam or one of our authorized distributors