



## Product datasheet

# Anti-SmarcAL1 antibody ab115611

1 Image

### Overview

---

<b>Product name</b>	Anti-SmarcAL1 antibody
<b>Description</b>	Rabbit polyclonal to SmarcAL1
<b>Host species</b>	Rabbit
<b>Specificity</b>	Human SmarcAL1
<b>Tested applications</b>	<b>Suitable for:</b> IHC-P
<b>Species reactivity</b>	<b>Reacts with:</b> Human
<b>Immunogen</b>	<p>Synthetic peptide: SNADQRPHDSHSFQAKG conjugated to KLH, corresponding to amino acids 80-96 of Human SmarcAL1 (NP_054859.2).</p> <p> <a href="#">Run BLAST with ExPASy</a>  <a href="#">Run BLAST with NCBI</a></p>
<b>Positive control</b>	Human Brain Cortex tissue.
<b>General notes</b>	<p>Reproducibility is key to advancing scientific discovery and accelerating scientists' next breakthrough.</p> <p>Abcam is leading the way with our range of recombinant antibodies, knockout-validated antibodies and knockout cell lines, all of which support improved reproducibility.</p> <p>We are also planning to innovate the way in which we present recommended applications and species on our product datasheets, so that only applications &amp; species that have been tested in our own labs, our suppliers or by selected trusted collaborators are covered by our Abpromise™ guarantee.</p> <p>In preparation for this, we have started to update the applications &amp; species that this product is Abpromise guaranteed for.</p> <p>We are also updating the applications &amp; species that this product has been “predicted to work with,” however this information is not covered by our Abpromise guarantee.</p> <p>Applications &amp; species from publications and Abreviews that have not been tested in our own labs or in those of our suppliers are not covered by the Abpromise guarantee.</p> <p>Please check that this product meets your needs before purchasing. If you have any questions, special requirements or concerns, please send us an inquiry and/or contact our Support team ahead of purchase. Recommended alternatives for this product can be found below, as well as customer reviews and Q&amp;As.</p>

### Properties

---

<b>Form</b>	Liquid
<b>Storage instructions</b>	Shipped at 4°C. Upon delivery aliquot and store at -20°C. Avoid repeated freeze / thaw cycles.
<b>Storage buffer</b>	pH: 7.20 Preservative: 0.01% Sodium azide Constituents: 0.424% Potassium phosphate, 0.88% Sodium chloride
<b>Purity</b>	Protein A purified
<b>Clonality</b>	Polyclonal
<b>Isotype</b>	IgG

## Applications

Our [Abpromise guarantee](#) covers the use of **ab115611** in the following tested applications.

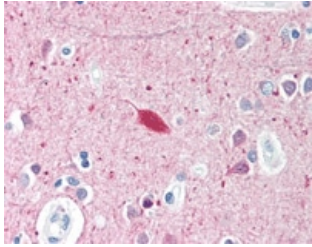
The application notes include recommended starting dilutions; optimal dilutions/concentrations should be determined by the end user.

Application	Abreviews	Notes
IHC-P		Use a concentration of 5 µg/ml. Perform heat mediated antigen retrieval with citrate buffer pH 6 before commencing with IHC staining protocol.

## Target

<b>Function</b>	ATP-dependent annealing helicase that catalyzes the rewinding of the stably unwound DNA. Rewinds single-stranded DNA bubbles that are stably bound by replication protein A (RPA). Acts throughout the genome to reanneal stably unwound DNA, performing the opposite reaction of many enzymes, such as helicases and polymerases, that unwind DNA.
<b>Tissue specificity</b>	Ubiquitously expressed, with high levels in testis.
<b>Involvement in disease</b>	Defects in SMARCAL1 are a cause of Schimke immuno-osseous dysplasia (SIOD) [MIM:242900]. SIOD causes spondyloepiphyseal dysplasia, renal dysfunction and T-cell immunodeficiency. Approximately half of all patients also exhibit hyperthyroidism, while around half also exhibit episodal cerebral ischemia.
<b>Sequence similarities</b>	Belongs to the SNF2/RAD54 helicase family. SMARCAL1 subfamily. Contains 2 HARP domains. Contains 1 helicase ATP-binding domain. Contains 1 helicase C-terminal domain.
<b>Cellular localization</b>	Nucleus.

## Images



ab115611, at 5µg/ml, staining SmarcAL1 in Formalin-fixed, Paraffin-embedded Human brain cortex tissue by Immunohistochemistry followed by biotinylated secondary antibody, alkaline phosphatase-streptavidin and chromogen.

Immunohistochemistry (Formalin/PFA-fixed paraffin-embedded sections) - Anti-SmarcAL1 antibody (ab115611)

**Please note:** All products are "FOR RESEARCH USE ONLY. NOT FOR USE IN DIAGNOSTIC PROCEDURES"

### **Our Abpromise to you: Quality guaranteed and expert technical support**

---

- Replacement or refund for products not performing as stated on the datasheet
- Valid for 12 months from date of delivery
- Response to your inquiry within 24 hours
- We provide support in Chinese, English, French, German, Japanese and Spanish
- Extensive multi-media technical resources to help you
- We investigate all quality concerns to ensure our products perform to the highest standards

If the product does not perform as described on this datasheet, we will offer a refund or replacement. For full details of the Abpromise, please visit <https://www.abcam.com/abpromise> or contact our technical team.

### **Terms and conditions**

---

- Guarantee only valid for products bought direct from Abcam or one of our authorized distributors