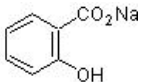


Product datasheet

Sodium salicylate, anti-inflammatory agent ab120746

1 References 2 Images

Overview

Product name	Sodium salicylate, anti-inflammatory agent
Description	Cell-permeable anti-inflammatory agent
Biological description	Cell-permeable anti-inflammatory agent. Inhibits cyclooxygenases preventing prostaglandin formation. Inhibits components of the MAPK cascade, NF-κB and AP-1. Induces apoptosis through p38 MAPK activation.
Purity	> 99%
CAS Number	54-21-7
Chemical structure	

Properties

Chemical name	2-Hydroxybenzoic acid sodium salt
Molecular weight	160.10
Molecular formula	C ₇ H ₅ NaO ₃
Storage instructions	Store at Room Temperature. Store under desiccating conditions. The product can be stored for up to 12 months.
Solubility overview	Soluble in water to 100 mM
Handling	<p>Wherever possible, you should prepare and use solutions on the same day. However, if you need to make up stock solutions in advance, we recommend that you store the solution as aliquots in tightly sealed vials at -20°C. Generally, these will be useable for up to one month. Before use, and prior to opening the vial we recommend that you allow your product to equilibrate to room temperature for at least 1 hour.</p> <p>Need more advice on solubility, usage and handling? Please visit our frequently asked questions (FAQ) page for more details.</p>
Source	Synthetic

Applications

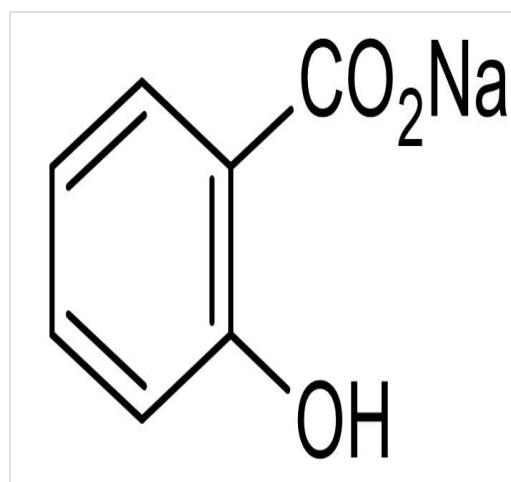
The Abpromise guarantee

Our [Abpromise guarantee](#) covers the use of ab120746 in the following tested applications.

The application notes include recommended starting dilutions; optimal dilutions/concentrations should be determined by the end user.

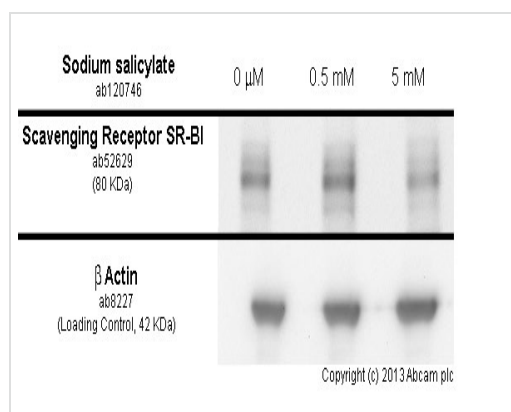
Application	Abreviews	Notes
Functional Studies		Use at an assay dependent concentration.

Images



Chemical Structure - Sodium salicylate, anti-inflammatory agent (ab120746)

2D chemical structure image of ab120746, Sodium salicylate, anti-inflammatory agent



Functional Studies - Sodium salicylate, anti-inflammatory agent (ab120746)

THP1 cells were incubated at 37°C for 40h with vehicle control (0 μM) and different concentrations of sodium salicylate (ab120746). Decreased expression of scavenging receptor SR-BI ([ab52629](#)) in THP1 cells correlates with an increase in sodium salicylate concentration, as described in literature.

Whole cell lysates were prepared with RIPA buffer (containing protease inhibitors and sodium orthovanadate), 10 μg of each were loaded on the gel and the WB was run under reducing conditions. After transfer the membrane was blocked for an hour using 5% BSA before being incubated with [ab52629](#) at 1/2000 dilution and [ab8227](#) at 1 μg/ml overnight at 4°C. Antibody binding was detected using an anti-rabbit antibody conjugated to HRP ([ab97051](#)) at 1/10000 dilution and visualised using ECL development solution.

Please note: All products are "FOR RESEARCH USE ONLY. NOT FOR USE IN DIAGNOSTIC PROCEDURES, NOT FOR USE IN HUMANS"

Our Abpromise to you: Quality guaranteed and expert technical support

- Replacement or refund for products not performing as stated on the datasheet

- Valid for 12 months from date of delivery
- Response to your inquiry within 24 hours

- We provide support in Chinese, English, French, German, Japanese and Spanish
- Extensive multi-media technical resources to help you
- We investigate all quality concerns to ensure our products perform to the highest standards

If the product does not perform as described on this datasheet, we will offer a refund or replacement. For full details of the Abpromise, please visit <https://www.abcam.com/abpromise> or contact our technical team.

Terms and conditions

- Guarantee only valid for products bought direct from Abcam or one of our authorized distributors
- Abcam biochemicals are novel compounds and we have not tested their biological activity in house. Please use the literature to identify how to use these products effectively. If you require further assistance please contact the scientific support team