


Product datasheet

Anti-SOX13 antibody ab96776

2 Images

Overview

<b>Product name</b>	Anti-SOX13 antibody
<b>Description</b>	Rabbit polyclonal to SOX13
<b>Host species</b>	Rabbit
<b>Tested applications</b>	<b>Suitable for:</b> WB, ICC/IF
<b>Species reactivity</b>	<b>Reacts with:</b> Human <b>Predicted to work with:</b> Mouse, Rat 
<b>Immunogen</b>	Recombinant fragment containing a sequence corresponding to a region within amino acids 75-490 of Human SOX13 (NP_005677).
<b>Positive control</b>	Molt-4 whole cell lysate; HeLa cells; 293T and A431 cell lines

Properties

<b>Form</b>	Liquid
<b>Storage instructions</b>	Shipped at 4°C. Upon delivery aliquot. Store at -20°C or -80°C. Avoid freeze / thaw cycle.
<b>Storage buffer</b>	pH: 7.00 Preservative: 0.01% Thimerosal (merthiolate) Constituents: 1.21% Tris, 0.75% Glycine, 20% Glycerol
<b>Purity</b>	Immunogen affinity purified
<b>Clonality</b>	Polyclonal
<b>Isotype</b>	IgG

Applications

Our [Abpromise guarantee](#) covers the use of **ab96776** in the following tested applications.

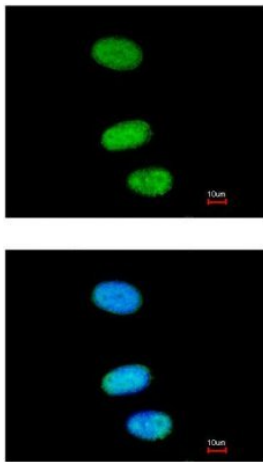
The application notes include recommended starting dilutions; optimal dilutions/concentrations should be determined by the end user.

Application	Abreviews	Notes
WB		1/500 - 1/3000. Predicted molecular weight: 69 kDa.
ICC/IF		1/100 - 1/200.

## Target

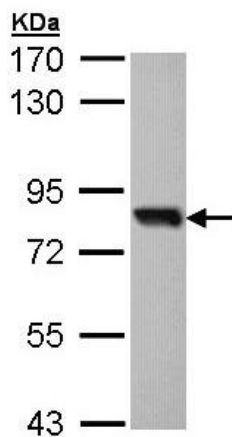
<b>Function</b>	Binds to the sequence 5'-AACAAAT-3'.
<b>Tissue specificity</b>	Highly expressed in kidney, lung, and liver and low expression in thymus, brain, spleen, and muscle.
<b>Sequence similarities</b>	Contains 1 HMG box DNA-binding domain.
<b>Cellular localization</b>	Nucleus.

## Images



Immunofluorescence analysis of SOX13 in paraformaldehyde-fixed HeLa cells, using ab96776 at 1/200 dilution (top image) and merged with DNA probe (bottom image).

Immunocytochemistry/ Immunofluorescence - Anti-SOX13 antibody (ab96776)



Anti-SOX13 antibody (ab96776) at 1/1000 dilution + Molt-4 whole cell lysate at 30 µg

**Predicted band size:** 69 kDa

7.5% SDS-PAGE

Western blot - Anti-SOX13 antibody (ab96776)

**Please note:** All products are "FOR RESEARCH USE ONLY. NOT FOR USE IN DIAGNOSTIC PROCEDURES"

## **Our Abpromise to you: Quality guaranteed and expert technical support**

---

- Replacement or refund for products not performing as stated on the datasheet
- Valid for 12 months from date of delivery
- Response to your inquiry within 24 hours
  
- We provide support in Chinese, English, French, German, Japanese and Spanish
- Extensive multi-media technical resources to help you
- We investigate all quality concerns to ensure our products perform to the highest standards

If the product does not perform as described on this datasheet, we will offer a refund or replacement. For full details of the Abpromise, please visit <https://www.abcam.com/abpromise> or contact our technical team.

## **Terms and conditions**

---

- Guarantee only valid for products bought direct from Abcam or one of our authorized distributors