




Product datasheet

Anti-SRP19 antibody ab236585

3 Images

Overview

Product name	Anti-SRP19 antibody
Description	Rabbit polyclonal to SRP19
Host species	Rabbit
Tested applications	Suitable for: WB, IHC-P
Species reactivity	Reacts with: Human Predicted to work with: Mouse, Cow, Orangutan 
Immunogen	Recombinant full length protein corresponding to Human SRP19 aa 2-144. Sequence: ACAAARSPADQDRFICYPAYLNNKKTIAEGRRIPISKAVEN PTATEIQD VCSAVGLNVFLEKNKMYSREWNRDVQYRGRVVRVQLKQE DGSCLLVQFPSR KSVMLYAAEMIPKLKTRTQKTGGADQSLQQGEGSKKGGK K Database link: P09132  Run BLAST with  Run BLAST with
Positive control	WB: Jurkat and HeLa whole cell lysate. IHC-P: Human liver and pancreas tissue.
General notes	Reproducibility is key to advancing scientific discovery and accelerating scientists' next breakthrough. Abcam is leading the way with our range of recombinant antibodies, knockout-validated antibodies and knockout cell lines, all of which support improved reproducibility. We are also planning to innovate the way in which we present recommended applications and species on our product datasheets, so that only applications & species that have been tested in our own labs, our suppliers or by selected trusted collaborators are covered by our Abpromise™ guarantee. In preparation for this, we have started to update the applications & species that this product is Abpromise guaranteed for. We are also updating the applications & species that this product has been “predicted to work with,” however this information is not covered by our Abpromise guarantee. Applications & species from publications and Abreviews that have not been tested in our own labs or in those of our suppliers are not covered by the Abpromise guarantee.

Please check that this product meets your needs before purchasing. If you have any questions, special requirements or concerns, please send us an inquiry and/or contact our Support team ahead of purchase. Recommended alternatives for this product can be found below, as well as customer reviews and Q&As.

Properties

Form	Liquid
Storage instructions	Shipped at 4°C. Store at +4°C short term (1-2 weeks). Upon delivery aliquot. Store at -20°C long term. Avoid freeze / thaw cycle.
Storage buffer	pH: 7.40 Constituents: PBS, 50% Glycerol (glycerin, glycerine), 0.03% Proclin 300
Purity	Protein G purified
Purification notes	Purity >95%.
Clonality	Polyclonal
Isotype	IgG

Applications

Our [Abpromise guarantee](#) covers the use of **ab236585** in the following tested applications.

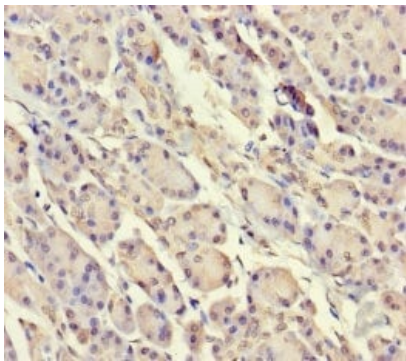
The application notes include recommended starting dilutions; optimal dilutions/concentrations should be determined by the end user.

Application	Abreviews	Notes
WB		1/1000 - 1/5000.
IHC-P		1/20 - 1/200.

Target

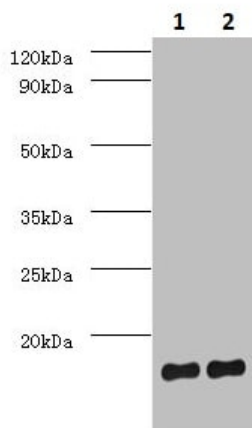
Function	Signal-recognition-particle assembly, binds directly to 7S RNA and mediates binding of the 54 kDa subunit of the SRP.
Sequence similarities	Belongs to the SRP19 family.
Cellular localization	Cytoplasm.

Images



Immunohistochemistry (Formalin/PFA-fixed paraffin-embedded sections) - Anti-SRP19 antibody (ab236585)

Paraffin-embedded human pancreas tissue stained for SRP19 using ab236585 at 1/100 dilution in immunohistochemical analysis.



Western blot - Anti-SRP19 antibody (ab236585)

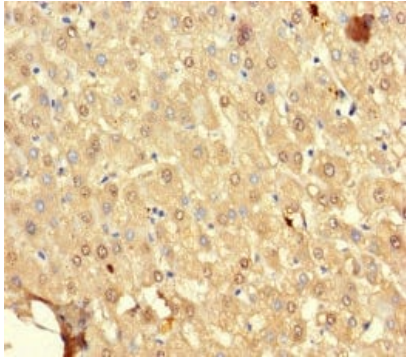
All lanes : Anti-SRP19 antibody (ab236585) at 1/1000 dilution

Lane 1 : Jurkat (human T cell leukemia cell line from peripheral blood) whole cell lysate

Lane 2 : HeLa (human epithelial cell line from cervix adenocarcinoma) whole cell lysate

Secondary

All lanes : Goat polyclonal to Rabbit IgG at 1/15000 dilution



Paraffin-embedded human liver tissue stained for SRP19 using ab236585 at 1/100 dilution in immunohistochemical analysis.

Immunohistochemistry (Formalin/PFA-fixed paraffin-embedded sections) - Anti-SRP19 antibody (ab236585)

Please note: All products are "FOR RESEARCH USE ONLY. NOT FOR USE IN DIAGNOSTIC PROCEDURES"

Our Abpromise to you: Quality guaranteed and expert technical support

- Replacement or refund for products not performing as stated on the datasheet
- Valid for 12 months from date of delivery
- Response to your inquiry within 24 hours
- We provide support in Chinese, English, French, German, Japanese and Spanish
- Extensive multi-media technical resources to help you
- We investigate all quality concerns to ensure our products perform to the highest standards

If the product does not perform as described on this datasheet, we will offer a refund or replacement. For full details of the Abpromise, please visit <https://www.abcam.com/abpromise> or contact our technical team.

Terms and conditions

- Guarantee only valid for products bought direct from Abcam or one of our authorized distributors