



Product datasheet

Anti-SRP54 antibody ab211476

2 Images

Overview

Product name	Anti-SRP54 antibody
Description	Rabbit polyclonal to SRP54
Host species	Rabbit
Tested applications	Suitable for: IHC-P, WB
Species reactivity	Reacts with: Human
Immunogen	<p>Synthetic peptide within Human SRP54 aa 346-374 (C terminal) conjugated to Keyhole Limpet Haemocyanin (KLH). The exact sequence is proprietary.</p> <p>Sequence:</p> <p>SQILGMIPGFGTDFMSKGNESMARLKK</p> <p>Database link: P61011</p> <p style="text-align: right;">  Run BLAST with  Run BLAST with </p>
Positive control	Human testis tissue, 293 cell line lysate.
General notes	<p>Reproducibility is key to advancing scientific discovery and accelerating scientists' next breakthrough.</p> <p>Abcam is leading the way with our range of recombinant antibodies, knockout-validated antibodies and knockout cell lines, all of which support improved reproducibility.</p> <p>We are also planning to innovate the way in which we present recommended applications and species on our product datasheets, so that only applications & species that have been tested in our own labs, our suppliers or by selected trusted collaborators are covered by our Abpromise™ guarantee.</p> <p>In preparation for this, we have started to update the applications & species that this product is Abpromise guaranteed for.</p> <p>We are also updating the applications & species that this product has been “predicted to work with,” however this information is not covered by our Abpromise guarantee.</p> <p>Applications & species from publications and Abreviews that have not been tested in our own labs or in those of our suppliers are not covered by the Abpromise guarantee.</p> <p>Please check that this product meets your needs before purchasing. If you have any questions, special requirements or concerns, please send us an inquiry and/or contact our Support team ahead of purchase. Recommended alternatives for this product can be found below, as well as customer reviews and Q&As.</p>

Properties

Form	Liquid
Storage instructions	Shipped at 4°C. Store at +4°C short term (1-2 weeks). Upon delivery aliquot. Store at -20°C long term. Avoid freeze / thaw cycle.
Storage buffer	Preservative: 0.09% Sodium azide Constituent: 99% PBS
Purity	Immunogen affinity purified
Clonality	Polyclonal
Isotype	IgG

Applications

Our [Abpromise guarantee](#) covers the use of **ab211476** in the following tested applications.

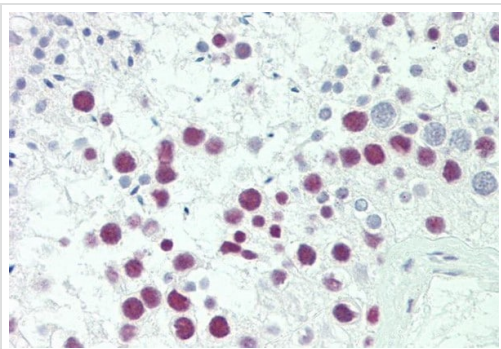
The application notes include recommended starting dilutions; optimal dilutions/concentrations should be determined by the end user.

Application	Abreviews	Notes
IHC-P		1/50. Perform heat mediated antigen retrieval before commencing with IHC staining protocol.
WB		1/1000. Predicted molecular weight: 56 kDa.

Target

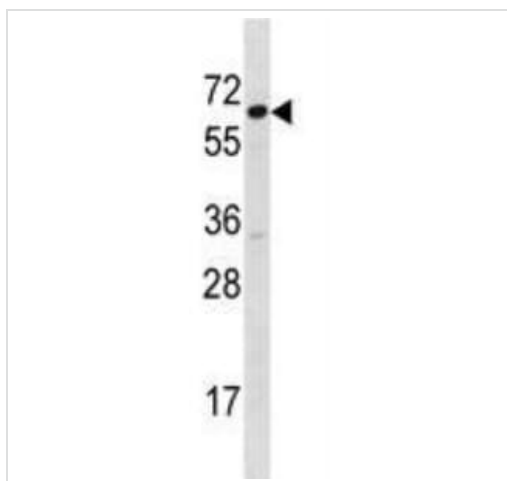
Function	Binds to the signal sequence of presecretory protein when they emerge from the ribosomes and transfers them to TRAM (translocating chain-associating membrane protein).
Sequence similarities	Belongs to the GTP-binding SRP family.
Domain	Has a two domain structure: the G-domain binds GTP; the M-domain binds the 7S RNA in presence of SRP19 and also binds the signal sequence.
Cellular localization	Nucleus speckle. Cytoplasm.

Images



Immunohistochemistry of formalin-fixed, paraffin-embedded Human testis labeling SRP54 with ab211476 at a 1/50 dilution.

Immunohistochemistry (Formalin/PFA-fixed paraffin-embedded sections) - Anti-SRP54 antibody (ab211476)



Anti-SRP54 antibody (ab211476) at 1/1000 dilution + 293 cell lysate at 35 μ g

Predicted band size: 56 kDa

Western blot - Anti-SRP54 antibody (ab211476)

Please note: All products are "FOR RESEARCH USE ONLY. NOT FOR USE IN DIAGNOSTIC PROCEDURES"

Our Abpromise to you: Quality guaranteed and expert technical support

- Replacement or refund for products not performing as stated on the datasheet
- Valid for 12 months from date of delivery
- Response to your inquiry within 24 hours
- We provide support in Chinese, English, French, German, Japanese and Spanish
- Extensive multi-media technical resources to help you
- We investigate all quality concerns to ensure our products perform to the highest standards

If the product does not perform as described on this datasheet, we will offer a refund or replacement. For full details of the Abpromise, please visit <https://www.abcam.com/abpromise> or contact our technical team.

Terms and conditions

- Guarantee only valid for products bought direct from Abcam or one of our authorized distributors