

Product datasheet

Anti-ST3GAL3 antibody ab155022

3 Images

Overview

<b>Product name</b>	Anti-ST3GAL3 antibody
<b>Description</b>	Rabbit polyclonal to ST3GAL3
<b>Host species</b>	Rabbit
<b>Tested applications</b>	<b>Suitable for:</b> WB, IHC-P, ICC/IF
<b>Species reactivity</b>	<b>Reacts with:</b> Human
<b>Immunogen</b>	Recombinant fragment, corresponding to a region within amino acids 141-375 of Human ST3GAL3 (UniProt: Q11203).
<b>Positive control</b>	NT2D1 and IMR32 whole cell lysates; MCF7 cells; Human Adrenal gland tumor tissue.

Properties

<b>Form</b>	Liquid
<b>Storage instructions</b>	Shipped at 4°C. Upon delivery aliquot. Store at -20°C or -80°C. Avoid freeze / thaw cycle.
<b>Storage buffer</b>	pH: 7.00 Preservative: 0.01% Thimerosal (merthiolate) Constituents: 1.21% Tris, 0.75% Glycine, 20% Glycerol
<b>Purity</b>	Immunogen affinity purified
<b>Clonality</b>	Polyclonal
<b>Isotype</b>	IgG

Applications

Our [Abpromise guarantee](#) covers the use of **ab155022** in the following tested applications.

The application notes include recommended starting dilutions; optimal dilutions/concentrations should be determined by the end user.

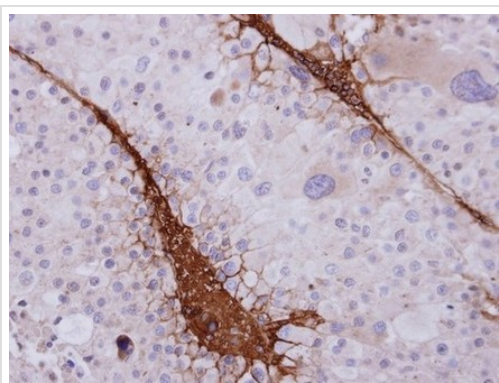
Application	Abreviews	Notes
WB		1/500 - 1/3000. Predicted molecular weight: 42 kDa.
IHC-P		1/100 - 1/1000. Perform heat mediated antigen retrieval with citrate buffer pH 6 before commencing with IHC staining protocol.

Application	Abreviews	Notes
ICC/IF		1/100 - 1/1000.

## Target

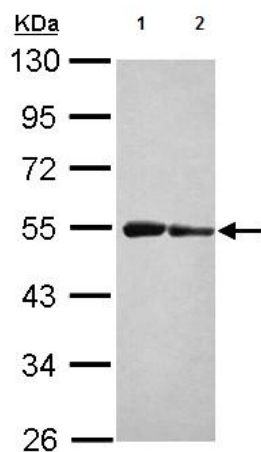
<b>Function</b>	Catalyzes the formation of the NeuAc-alpha-2,3-Gal-beta-1,4-GlcNAc-, NeuAc-alpha-2,3-Gal-beta-1,3-GlcNAc- or NeuAc-alpha-2,3-Gal-beta-1,3-GalNAc- sequences found in terminal carbohydrate groups of glycoproteins and glycolipids. The highest activity is toward Gal-beta-1,3-GlcNAc and the lowest toward Gal-beta-1,3-GalNAc.
<b>Tissue specificity</b>	Highly expressed in adult skeletal muscle and in all fetal tissues examined and to a much lesser extent in placenta, lung and liver.
<b>Pathway</b>	Protein modification; protein glycosylation.
<b>Involvement in disease</b>	Mental retardation, autosomal recessive 12 Epileptic encephalopathy, early infantile, 15
<b>Sequence similarities</b>	Belongs to the glycosyltransferase 29 family.
<b>Post-translational modifications</b>	The soluble form derives from the membrane form by proteolytic processing.
<b>Cellular localization</b>	Golgi apparatus, Golgi stack membrane. Secreted. Membrane-bound form in trans cisternae of Golgi. Secreted into the body fluid.

## Images



Immunohistochemical analysis of paraffin-embedded Human adrenal gland tumor labeling ST3GAL3 with ab155022 at 1/250.

Immunohistochemistry (Formalin/PFA-fixed paraffin-embedded sections) - Anti-ST3GAL3 antibody (ab155022)



Western blot - Anti-ST3GAL3 antibody (ab155022)

**All lanes :** Anti-ST3GAL3 antibody (ab155022) at 1/5000 dilution

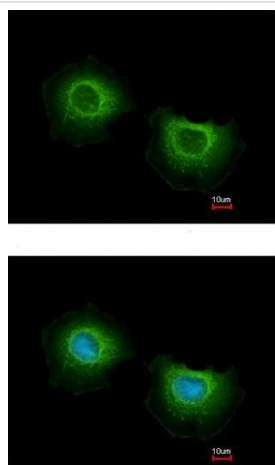
**Lane 1 :** NT2D1 whole cell lysate

**Lane 2 :** IMR32 whole cell lysate

Lysates/proteins at 30 µg per lane.

**Predicted band size:** 42 kDa

10% SDS PAGE



Immunocytochemistry/ Immunofluorescence - Anti-ST3GAL3 antibody (ab155022)

Immunofluorescence analysis of methanol-fixed MCF7 labeling ST3GAL3 with ab155022 at 1/500 dilution. Lower image shows costaining with Hoechst 33342.

**Please note:** All products are "FOR RESEARCH USE ONLY. NOT FOR USE IN DIAGNOSTIC PROCEDURES"

### Our Abpromise to you: Quality guaranteed and expert technical support

- Replacement or refund for products not performing as stated on the datasheet
- Valid for 12 months from date of delivery
- Response to your inquiry within 24 hours
- We provide support in Chinese, English, French, German, Japanese and Spanish
- Extensive multi-media technical resources to help you

- We investigate all quality concerns to ensure our products perform to the highest standards

If the product does not perform as described on this datasheet, we will offer a refund or replacement. For full details of the Abpromise, please visit <https://www.abcam.com/abpromise> or contact our technical team.

### **Terms and conditions**

---

- Guarantee only valid for products bought direct from Abcam or one of our authorized distributors