



Product datasheet

Anti-Stabilin 2 antibody ab234858

1 Image

Overview

<b>Product name</b>	Anti-Stabilin 2 antibody
<b>Description</b>	Rabbit polyclonal to Stabilin 2
<b>Host species</b>	Rabbit
<b>Tested applications</b>	<b>Suitable for:</b> IHC-P
<b>Species reactivity</b>	<b>Reacts with:</b> Human
<b>Immunogen</b>	<p>Recombinant fragment corresponding to Human Stabilin 2 aa 1550-1850. Sequence:</p> <p>GKVCTLINVCLTKNGGCSEFAICNHTGQVERTCTCKPN YIGDGFTCRGSI YQELPKNPKTSQYFFQLQEHFVKDLVGPFPFTVFAPL SAAFDEEARVKDW DKYGLMPQVLRVHVVACHQLLLENLKLISNATSLQGEPI VISVSQSTVYI NNKAKIISSDIISTNGMVHIIDKLLSPKNLLITPKDNSGRILQ NLTTLAT NNGYIKFSNLIQDSGLLSVITDPIHTPVTLFWPTDQALHA LPAEQQDFLF NQDNKDKLKEYLKFHVIRDAKVLAVDLPTSTAWKTLQ GSELSVKCGAGRDI</p> <p>Database link: <a href="#">Q8WWQ8</a></p> <p style="text-align: right;">  <a href="#">Run BLAST with</a>                 <a href="#">Run BLAST with</a> </p>
<b>Positive control</b>	IHC-P: Human spleen tissue.

Properties

<b>Form</b>	Liquid
<b>Storage instructions</b>	Shipped at 4°C. Store at +4°C short term (1-2 weeks). Upon delivery aliquot. Store at -20°C long term. Avoid freeze / thaw cycle.
<b>Storage buffer</b>	<p>pH: 7.30 Preservative: 0.02% Sodium azide Constituents: PBS, 50% Glycerol</p>

<b>Purity</b>	Immunogen affinity purified
<b>Clonality</b>	Polyclonal
<b>Isotype</b>	IgG

## Applications

Our [Abpromise guarantee](#) covers the use of **ab234858** in the following tested applications.

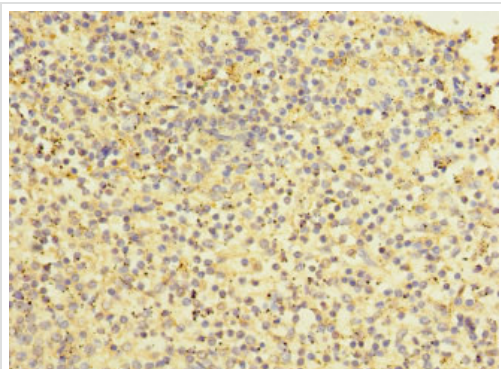
The application notes include recommended starting dilutions; optimal dilutions/concentrations should be determined by the end user.

Application	Abreviews	Notes
IHC-P		1/20 - 1/200.

## Target

<b>Function</b>	Phosphatidylserine receptor that enhances the engulfment of apoptotic cells. Hyaluronan receptor that binds to and mediates endocytosis of hyaluronic acid (HA). Acts also, in different species, as a primary systemic scavenger receptor for heparin (Hep), chondroitin sulfate (CS), dermatan sulfate (DS), nonglycosaminoglycan (GAG), acetylated low-density lipoprotein (AcLDL), pro-collagen propeptides and advanced glycation end products (AGE). May serve to maintain tissue integrity by supporting extracellular matrix turnover or it may contribute to maintaining fluidity of bodily liquids by resorption of hyaluronan. Counter receptor which plays an important role in lymphocyte recruitment in the hepatic vasculature. Binds to both Gram-positive and Gram-negative bacteria and may play a role in defense against bacterial infection. The proteolytically processed 190 kDa form also functions as an endocytosis receptor for heparin internalisation as well as HA and CS.
<b>Tissue specificity</b>	Highly expressed in sinusoidal endothelial cells of liver, spleen and lymph nodes. Also expressed in non SEC-cells such as HMDMs (monocyte-derived macrophages), HAMS (T-cell leukemia virus type 1-associated myelopathy), and several macrophage cell line.
<b>Sequence similarities</b>	Contains 17 EGF-like domains. Contains 7 FAS1 domains. Contains 2 laminin EGF-like domains. Contains 1 Link domain.
<b>Domain</b>	Recognizes phosphatidyl serine via its epidermal growth factor-like domains.
<b>Post-translational modifications</b>	Glycosylated. Proteolytically processed to yield a 190 kDa protein.
<b>Cellular localization</b>	Cell membrane. Cytoplasm. Only a small amount appears to be present at the cell surface.

## Images



Paraffin-embedded human spleen tissue stained for Stabilin 2 using ab234858 at 1/100 dilution in immunohistochemical analysis.

Immunohistochemistry (Formalin/PFA-fixed paraffin-embedded sections) - Anti-Stabilin 2 antibody (ab234858)

**Please note:** All products are "FOR RESEARCH USE ONLY. NOT FOR USE IN DIAGNOSTIC PROCEDURES"

### Our Abpromise to you: Quality guaranteed and expert technical support

---

- Replacement or refund for products not performing as stated on the datasheet
- Valid for 12 months from date of delivery
- Response to your inquiry within 24 hours
- We provide support in Chinese, English, French, German, Japanese and Spanish
- Extensive multi-media technical resources to help you
- We investigate all quality concerns to ensure our products perform to the highest standards

If the product does not perform as described on this datasheet, we will offer a refund or replacement. For full details of the Abpromise, please visit <https://www.abcam.com/abpromise> or contact our technical team.

### Terms and conditions

---

- Guarantee only valid for products bought direct from Abcam or one of our authorized distributors