



Product datasheet

Anti-Styk1/NOK antibody ab220262

1 Image

Overview

Product name	Anti-Styk1/NOK antibody
Description	Rabbit polyclonal to Styk1/NOK
Host species	Rabbit
Tested applications	Suitable for: ICC/IF
Species reactivity	Reacts with: Human
Immunogen	<p>Recombinant fragment corresponding to Human Styk1/NOK aa 59-192. Sequence:</p> <p>SGPQGIAPVPPPRDLSWEAGHGGNVALPLKETSVENFLG ATTPALAKLQV PREQLSEVLEQICSGSCGPIFRANMNTGDPSKPKSVILKA LKEPAGLHEV QDFLGRIQFHQYLGKHKNLVQLEGCCTEKLPLYM</p> <p>Database link: Q6J9G0</p> <p style="text-align: right;">  Run BLAST with  Run BLAST with </p>
Positive control	ICC/IF: RT-4 cells.
General notes	<p>This product was previously labelled as Styk1</p> <p>Reproducibility is key to advancing scientific discovery and accelerating scientists' next breakthrough.</p> <p>Abcam is leading the way with our range of recombinant antibodies, knockout-validated antibodies and knockout cell lines, all of which support improved reproducibility.</p> <p>We are also planning to innovate the way in which we present recommended applications and species on our product datasheets, so that only applications & species that have been tested in our own labs, our suppliers or by selected trusted collaborators are covered by our Abpromise™ guarantee.</p> <p>In preparation for this, we have started to update the applications & species that this product is Abpromise guaranteed for.</p> <p>We are also updating the applications & species that this product has been “predicted to work with,” however this information is not covered by our Abpromise guarantee.</p> <p>Applications & species from publications and Abreviews that have not been tested in our own labs or in those of our suppliers are not covered by the Abpromise guarantee.</p>

Please check that this product meets your needs before purchasing. If you have any questions, special requirements or concerns, please send us an inquiry and/or contact our Support team ahead of purchase. Recommended alternatives for this product can be found below, as well as customer reviews and Q&As.

Properties

Form	Liquid
Storage instructions	Shipped at 4°C. Store at +4°C short term (1-2 weeks). Upon delivery aliquot. Store at -20°C long term. Avoid freeze / thaw cycle.
Storage buffer	pH: 7.20 Preservative: 0.02% Sodium azide Constituents: 40% Glycerol (glycerin, glycerine), PBS
Purity	Immunogen affinity purified
Clonality	Polyclonal
Isotype	IgG

Applications

Our [Abpromise guarantee](#) covers the use of **ab220262** in the following tested applications.

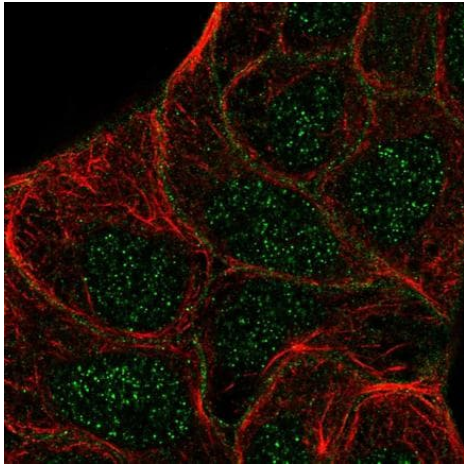
The application notes include recommended starting dilutions; optimal dilutions/concentrations should be determined by the end user.

Application	Abreviews	Notes
ICC/IF		Use a concentration of 0.25 - 2 µg/ml.

Target

Function	Probable tyrosine protein-kinase, which has strong transforming capabilities on a variety of cell lines. When overexpressed, it can also induce tumor cell invasion as well as metastasis in distant organs. May act by activating both MAP kinase and phosphatidylinositol 3'-kinases (PI3K) pathways.
Tissue specificity	Widely expressed. Highly expressed in brain, placenta and prostate. Expressed in tumor cells such as hepatoma cells LO2, cervix carcinoma cells HeLa, ovary cancer cells Ho8910 and chronic myelogenous leukemia cells K562, but not in other tumor cells such as epidermoid carcinoma (A431). Undetectable in most normal lung tissues, widely expressed in lung cancers.
Sequence similarities	Belongs to the protein kinase superfamily. Tyr protein kinase family. Contains 1 protein kinase domain.
Cellular localization	Membrane.

Images



Immunofluorescent analysis of RT-4 cells (PFA-fixed/Triton X-100 permeabilized) labeling Styk1/NOK with ab220262 at 4 $\mu\text{g/mL}$ (green).

Immunocytochemistry/ Immunofluorescence - Anti-Styk1/NOK antibody (ab220262)

Please note: All products are "FOR RESEARCH USE ONLY. NOT FOR USE IN DIAGNOSTIC PROCEDURES"

Our Abpromise to you: Quality guaranteed and expert technical support

- Replacement or refund for products not performing as stated on the datasheet
- Valid for 12 months from date of delivery
- Response to your inquiry within 24 hours
- We provide support in Chinese, English, French, German, Japanese and Spanish
- Extensive multi-media technical resources to help you
- We investigate all quality concerns to ensure our products perform to the highest standards

If the product does not perform as described on this datasheet, we will offer a refund or replacement. For full details of the Abpromise, please visit <https://www.abcam.com/abpromise> or contact our technical team.

Terms and conditions

- Guarantee only valid for products bought direct from Abcam or one of our authorized distributors