

Product datasheet

Anti-Synaptogyrin 4 antibody ab106461

3 Images

Overview

| | |
|----------------------------|-------------------------------------------------------------------------------------------------------------------------------------------------------------------------------------------------------------------------------------------------------------------------------------------------------------------------------------------------------------------------------------------------------------------------------------------------------------------------------------------------------------------------------------------------------------------------------------------------------------------------------------------------------------------------------------------------------------------------------------------------------------------------------------------------------------------------------------------------------------------------------------------------------------------------------------------------------------------------------------------------------------------------------------------------------------------------------------------------------------------------------------------------------------------------------------------------------------------------------------------------------------------------------------------------------------------------------------------------------------------------------------------------------------------------------------------------------------|
| Product name | Anti-Synaptogyrin 4 antibody |
| Description | Rabbit polyclonal to Synaptogyrin 4 |
| Host species | Rabbit |
| Specificity | ab106461 does not cross-react with other Synaptogyrin family members |
| Tested applications | Suitable for: ICC/IF, WB, IHC-P |
| Species reactivity | Reacts with: Mouse, Rat, Human |
| Immunogen | A 14 amino acid peptide from near the amino terminus of Human Synaptogyrin 4 (CAA09754). |
| Positive control | WB: K562 cell lysate IHC-P: Rat brain tissue |
| General notes | <p>Reproducibility is key to advancing scientific discovery and accelerating scientists' next breakthrough.</p> <p>Abcam is leading the way with our range of recombinant antibodies, knockout-validated antibodies and knockout cell lines, all of which support improved reproducibility.</p> <p>We are also planning to innovate the way in which we present recommended applications and species on our product datasheets, so that only applications & species that have been tested in our own labs, our suppliers or by selected trusted collaborators are covered by our Abpromise™ guarantee.</p> <p>In preparation for this, we have started to update the applications & species that this product is Abpromise guaranteed for.</p> <p>We are also updating the applications & species that this product has been “predicted to work with,” however this information is not covered by our Abpromise guarantee.</p> <p>Applications & species from publications and Abreviews that have not been tested in our own labs or in those of our suppliers are not covered by the Abpromise guarantee.</p> <p>Please check that this product meets your needs before purchasing. If you have any questions, special requirements or concerns, please send us an inquiry and/or contact our Support team ahead of purchase. Recommended alternatives for this product can be found below, as well as customer reviews and Q&As.</p> |

Properties

| | |
|-------------|--------|
| Form | Liquid |
|-------------|--------|

| | |
|-----------------------------|-----------------------------------------------------------------|
| Storage instructions | Shipped at 4°C. Store at 4°C (stable for up to 12 months). |
| Storage buffer | pH: 7.2 Preservative: 0.02% Sodium azide Constituent: PBS |
| Purity | Immunogen affinity purified |
| Clonality | Polyclonal |
| Isotype | IgG |

Applications

Our [Abpromise guarantee](#) covers the use of **ab106461** in the following tested applications.

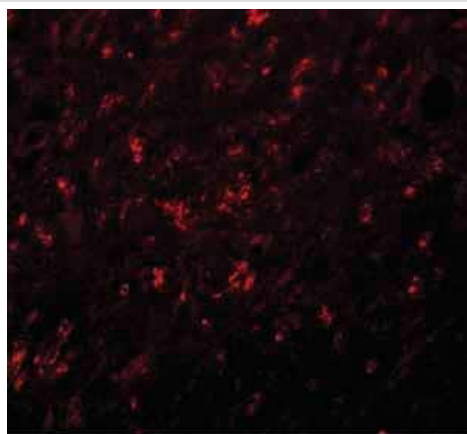
The application notes include recommended starting dilutions; optimal dilutions/concentrations should be determined by the end user.

| Application | Abreviews | Notes |
|-------------|-----------|-------------------------------------------------------------------------|
| ICC/IF | | Use a concentration of 20 µg/ml. |
| WB | | Use a concentration of 1 - 2 µg/ml. Predicted molecular weight: 26 kDa. |
| IHC-P | | Use a concentration of 5 µg/ml. |

Target

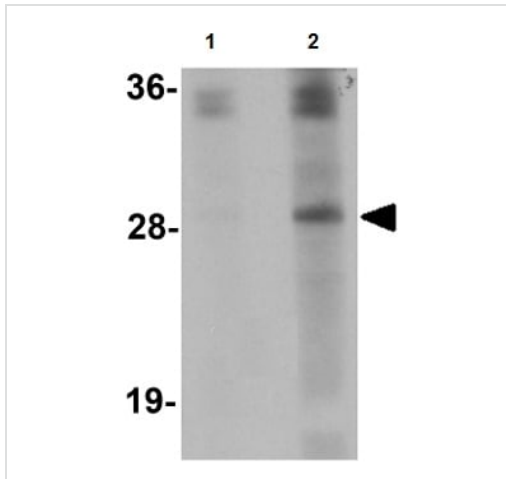
| | |
|------------------------------|------------------------------------------------------------------|
| Sequence similarities | Belongs to the synaptogyrin family. Contains 1 MARVEL domain. |
| Cellular localization | Membrane. |

Images



Immunofluorescence of Synaptogyrin 4 in rat brain tissue with ab106461 at 20 ug/mL.

Immunocytochemistry/ Immunofluorescence - Anti-Synaptogyrin 4 antibody (ab106461)



Western blot - Anti-Synaptogyrin 4 antibody
(ab106461)

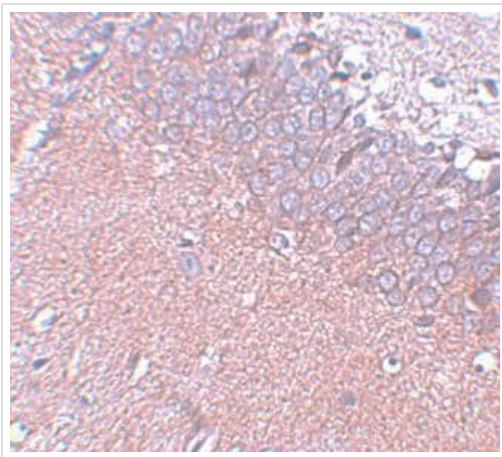
Lane 1 : Anti-Synaptogyrin 4 antibody (ab106461) at 1 μ g/ml

Lane 2 : Anti-Synaptogyrin 4 antibody (ab106461) at 2 μ g/ml

All lanes : K562 cell lysate

Lysates/proteins at 15 μ g per lane.

Predicted band size: 26 kDa



Immunohistochemistry (Formalin/PFA-fixed paraffin-embedded sections) - Anti-Synaptogyrin 4 antibody
(ab106461)

ab106461, at 5 μ g/ml, staining Synaptogyrin 4 in paraffin-embedded rat brain tissue.

Please note: All products are "FOR RESEARCH USE ONLY. NOT FOR USE IN DIAGNOSTIC PROCEDURES"

Our Abpromise to you: Quality guaranteed and expert technical support

- Replacement or refund for products not performing as stated on the datasheet
- Valid for 12 months from date of delivery
- Response to your inquiry within 24 hours
- We provide support in Chinese, English, French, German, Japanese and Spanish
- Extensive multi-media technical resources to help you
- We investigate all quality concerns to ensure our products perform to the highest standards

If the product does not perform as described on this datasheet, we will offer a refund or replacement. For full details of the Abpromise, please visit <https://www.abcam.com/abpromise> or contact our technical team.

Terms and conditions

- Guarantee only valid for products bought direct from Abcam or one of our authorized distributors