


Product datasheet

Anti-Synaptotagmin antibody ab133694

2 Images

Overview

<b>Product name</b>	Anti-Synaptotagmin antibody
<b>Description</b>	Rabbit polyclonal to Synaptotagmin
<b>Host species</b>	Rabbit
<b>Tested applications</b>	<b>Suitable for:</b> WB, ELISA, IHC-P
<b>Species reactivity</b>	<b>Reacts with:</b> Human <b>Predicted to work with:</b> Mouse, Rat 
<b>Immunogen</b>	Synthetic peptide derived from internal sequence of Human Synaptotagmin.
<b>Positive control</b>	Human brain cortex neurons; Extract from 293 cells treated with Forskolin
<b>General notes</b>	<p>The Life Science industry has been in the grips of a reproducibility crisis for a number of years. Abcam is leading the way in addressing this with our range of recombinant monoclonal antibodies and knockout edited cell lines for gold-standard validation. Please check that this product meets your needs before purchasing.</p> <p>If you have any questions, special requirements or concerns, please send us an inquiry and/or contact our Support team ahead of purchase. Recommended alternatives for this product can be found below, along with publications, customer reviews and Q&amp;As</p>

Properties

<b>Form</b>	Liquid
<b>Storage instructions</b>	Shipped at 4°C. Store at -20°C or -80°C. Avoid freeze / thaw cycle. Store undiluted.
<b>Storage buffer</b>	pH: 7.40 Preservative: 0.02% Sodium azide Constituents: 49% PBS, 0.88% Sodium chloride, 50% Glycerol (glycerin, glycerine)
<b>Purity</b>	PBS without Mg <sup>2+</sup> and Ca <sup>2+</sup> Immunogen affinity purified
<b>Clonality</b>	Polyclonal
<b>Isotype</b>	IgG

Applications

## The Abpromise guarantee

Our [Abpromise guarantee](#) covers the use of ab133694 in the following tested applications.

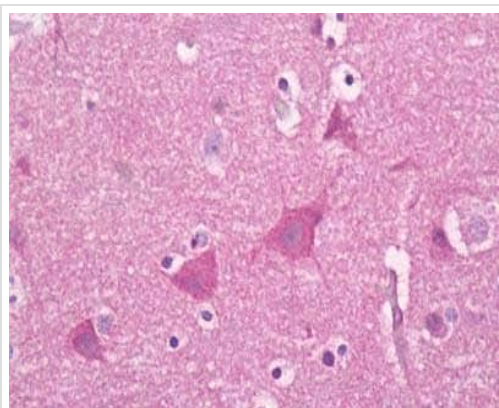
The application notes include recommended starting dilutions; optimal dilutions/concentrations should be determined by the end user.

Application	Abreviews	Notes
WB		1/500 - 1/1000. Predicted molecular weight: 47, 63 kDa.
ELISA		1/20000.
IHC-P		Use a concentration of 15 µg/ml.

## Target


<b>Function</b>	May have a regulatory role in the membrane interactions during trafficking of synaptic vesicles at the active zone of the synapse. It binds acidic phospholipids with a specificity that requires the presence of both an acidic head group and a diacyl backbone.
<b>Sequence similarities</b>	Belongs to the synaptotagmin family. Contains 2 C2 domains.
<b>Domain</b>	The first C2 domain mediates Ca <sup>2+</sup> -dependent phospholipid binding. The second C2 domain mediates interaction with Stonin 2.
<b>Cellular localization</b>	Cytoplasmic vesicle, secretory vesicle, synaptic vesicle membrane. Cytoplasmic vesicle, secretory vesicle, chromaffin granule membrane. Synaptic vesicles and chromaffin granules.

## Images



Immunohistochemical analysis of formalin-fixed, paraffin-embedded Human brain, cortex neurons labelling Synaptotagmin with ab133694 at 15 µg/ml, followed by biotinylated goat anti-rabbit IgG secondary antibody, alkaline phosphatase-streptavidin and chromogen.

Immunohistochemistry (Formalin/PFA-fixed paraffin-embedded sections) - Anti-Synaptotagmin antibody (ab133694)



Western blot - Anti-Synaptotagmin antibody  
(ab133694)

**All lanes :** Anti-Synaptotagmin antibody (ab133694) at 1/500 dilution

**Lane 1 :** Extract from 293 cells treated with Forskolin (40 nM 30')

**Lane 2 :** Extract from 293 cells treated with Forskolin (40 nM 30') with immunizing peptide

**Predicted band size:** 47, 63 kDa

**Please note:** All products are "FOR RESEARCH USE ONLY. NOT FOR USE IN DIAGNOSTIC PROCEDURES"

### Our Abpromise to you: Quality guaranteed and expert technical support

- Replacement or refund for products not performing as stated on the datasheet
- Valid for 12 months from date of delivery
- Response to your inquiry within 24 hours
- We provide support in Chinese, English, French, German, Japanese and Spanish
- Extensive multi-media technical resources to help you
- We investigate all quality concerns to ensure our products perform to the highest standards

If the product does not perform as described on this datasheet, we will offer a refund or replacement. For full details of the Abpromise, please visit <https://www.abcam.com/abpromise> or contact our technical team.

### Terms and conditions

- Guarantee only valid for products bought direct from Abcam or one of our authorized distributors