




Product datasheet

Anti-SYT17 antibody ab220261

1 Image

Overview

Product name	Anti-SYT17 antibody
Description	Rabbit polyclonal to SYT17
Host species	Rabbit
Tested applications	Suitable for: ICC/IF
Species reactivity	Reacts with: Human Predicted to work with: Mouse, Rat, Orangutan 
Immunogen	Recombinant fragment corresponding to Human SYT17 aa 117-203. Sequence: PSSPLIDIKPIIEFGVLSAKKEPIQPSVLRRTYNPDDYFRK FEPHLYSLDS NSDDVDSLTDDEILSKYQLGMLHFSTQYDLLHNHLTV Database link: Q9BSW7  Run BLAST with  Run BLAST with
Positive control	ICC/IF: MCF-7 cells.

Properties

Form	Liquid
Storage instructions	Shipped at 4°C. Store at +4°C short term (1-2 weeks). Upon delivery aliquot. Store at -20°C long term. Avoid freeze / thaw cycle.
Storage buffer	pH: 7.20 Preservative: 0.02% Sodium azide Constituents: 40% Glycerol, PBS
Purity	Immunogen affinity purified
Clonality	Polyclonal
Isotype	IgG

Applications

Our [Abpromise guarantee](#) covers the use of **ab220261** in the following tested applications.

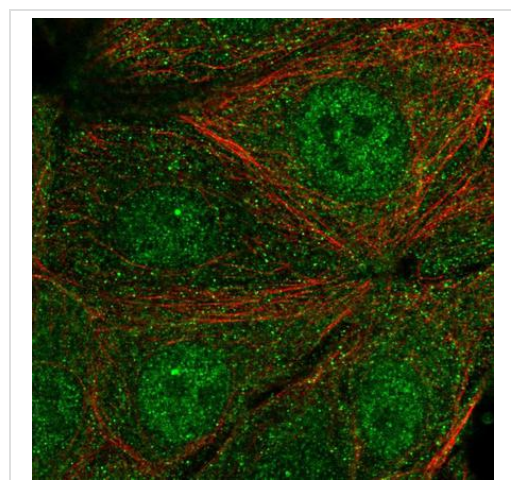
The application notes include recommended starting dilutions; optimal dilutions/concentrations should be determined by the end user.

Application	Abreviews	Notes
ICC/IF		Use a concentration of 1 - 4 µg/ml. Use PFA/Triton X-100 Fixation/Permeabilization.

Target

Function	Plays a role in dendrite formation by melanocytes (PubMed:23999003).
Tissue specificity	Expressed abundantly in brain (frontal and temporal lobes, hippocampus, hypothalamus, amygdala, substantia nigra, and pituitary), kidney, and prostate. Expressed in fetal brain, kidney and lung (PubMed:16672768). Expressed in melanocytes (PubMed:23999003).
Sequence similarities	Belongs to the synaptotagmin family. Contains 2 C2 domains.
Cellular localization	Membrane.

Images



Immunofluorescent analysis of MCF-7 cells (PFA-fixed/Triton X-100 permeabilized) labeling SYT17 with ab220261 at 4 µg/mL (green).

Immunocytochemistry/ Immunofluorescence - Anti-SYT17 antibody (ab220261)

Please note: All products are "FOR RESEARCH USE ONLY. NOT FOR USE IN DIAGNOSTIC PROCEDURES"

Our Abpromise to you: Quality guaranteed and expert technical support

- Replacement or refund for products not performing as stated on the datasheet
- Valid for 12 months from date of delivery
- Response to your inquiry within 24 hours

- We provide support in Chinese, English, French, German, Japanese and Spanish
- Extensive multi-media technical resources to help you
- We investigate all quality concerns to ensure our products perform to the highest standards

If the product does not perform as described on this datasheet, we will offer a refund or replacement. For full details of the Abpromise, please visit <https://www.abcam.com/abpromise> or contact our technical team.

Terms and conditions

- Guarantee only valid for products bought direct from Abcam or one of our authorized distributors