




Product datasheet

Anti-TAF11 antibody ab234721

2 Images

Overview

Product name	Anti-TAF11 antibody
Description	Rabbit polyclonal to TAF11
Host species	Rabbit
Tested applications	Suitable for: IHC-P
Species reactivity	Reacts with: Human Predicted to work with: Orangutan 
Immunogen	Recombinant full length protein corresponding to Human TAF11 aa 1-211. Sequence: MDDAHESPSDKGGETGESDETAAVPGDPGATDTDGI PEETDGDADVDLKE AAAEEGELESQDVSDLTTVEREDSSLLNPAAKKLIKIDT KEKKEKKQKVDE DEIQKMQILVSSFSEEQLNRYEMYRRSAFPKAAIKRLIQ SITGTSVSQNV VIAMSGISKVFGGEVVEEALDVCEKWGEMPPPLQPKH MREAVRRLKSKGQI PNSKHKKIIF Database link: Q15544-1  Run BLAST with  Run BLAST with
Positive control	IHC-P: Human testis and skeletal muscle tissue.

Properties

Form	Liquid
Storage instructions	Shipped at 4°C. Store at +4°C short term (1-2 weeks). Upon delivery aliquot. Store at -20°C long term. Avoid freeze / thaw cycle.
Storage buffer	pH: 7.3 Preservative: 0.02% Sodium azide Constituents: PBS, 50% Glycerol
Purity	Immunogen affinity purified
Clonality	Polyclonal

Isotype

IgG

Applications

Our [Abpromise guarantee](#) covers the use of **ab234721** in the following tested applications.

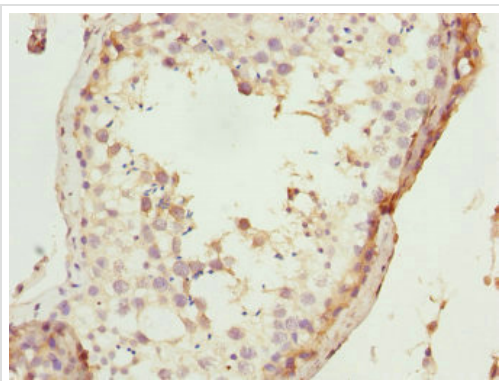
The application notes include recommended starting dilutions; optimal dilutions/concentrations should be determined by the end user.

Application	Abreviews	Notes
IHC-P		1/20 - 1/200.

Target

Function	Core TAFII present in both of the previously described TFIIID species which either lack or contain TAFII30 (TFIIID alpha and TFIIID beta respectively).
Sequence similarities	Belongs to the TAF11 family.
Domain	TBP and TAFII18 bind to distinct domains of TAFII28.
Post-translational modifications	Phosphorylated upon DNA damage, probably by ATM or ATR.
Cellular localization	Nucleus.

Images



Paraffin-embedded human testis tissue stained for TAF11 using ab234721 at 1/100 dilution in immunohistochemical analysis.

Immunohistochemistry (Formalin/PFA-fixed paraffin-embedded sections) - Anti-TAF11 antibody (ab234721)



Paraffin-embedded human skeletal muscle tissue stained for TAF11 using ab234721 at 1/100 dilution in immunohistochemical analysis.

Immunohistochemistry (Formalin/PFA-fixed paraffin-embedded sections) - Anti-TAF11 antibody (ab234721)

Please note: All products are "FOR RESEARCH USE ONLY. NOT FOR USE IN DIAGNOSTIC PROCEDURES"

Our Abpromise to you: Quality guaranteed and expert technical support

- Replacement or refund for products not performing as stated on the datasheet
- Valid for 12 months from date of delivery
- Response to your inquiry within 24 hours

- We provide support in Chinese, English, French, German, Japanese and Spanish
- Extensive multi-media technical resources to help you
- We investigate all quality concerns to ensure our products perform to the highest standards

If the product does not perform as described on this datasheet, we will offer a refund or replacement. For full details of the Abpromise, please visit <https://www.abcam.com/abpromise> or contact our technical team.

Terms and conditions

- Guarantee only valid for products bought direct from Abcam or one of our authorized distributors