

## Product datasheet

# Anti-Taf4 antibody ab244306

2 Images

### Overview

<b>Product name</b>	Anti-Taf4 antibody
<b>Description</b>	Rabbit polyclonal to Taf4
<b>Host species</b>	Rabbit

### Tested Applications & Species

Application	Species
ICC/IF	Human
IHC-P	Human

See all applications and species data

**Immunogen** Recombinant fragment corresponding to Human Taf4 aa 450-600.  
Database link: [O00268](#)

[Run BLAST with](#)

[Run BLAST with](#)

**Positive control** IHC-P: Human duodenum tissue. ICC/IF: U-2 OS cells.

### General notes

The Life Science industry has been in the grips of a reproducibility crisis for a number of years. Abcam is leading the way in addressing the problem with our range of recombinant monoclonal antibodies and knockout edited cell lines for gold-standard validation.

One factor contributing to the crisis is the use of antibodies that are not suitable. This can lead to misleading results and the use of incorrect data informing project assumptions and direction. To help address this challenge, we have introduced an application and species grid on our primary antibody datasheets to make it easy to simplify identification of the right antibody for your needs.

Learn more [here](#).

### Properties

<b>Form</b>	Liquid
<b>Storage instructions</b>	Shipped at 4°C. Store at +4°C short term (1-2 weeks). Upon delivery aliquot. Store at -20°C long term. Avoid freeze / thaw cycle.
<b>Storage buffer</b>	pH: 7.20 Preservative: 0.02% Sodium azide



Constituents: PBS, 40% Glycerol (glycerin, glycerine)

<b>Purity</b>	Immunogen affinity purified
<b>Clonality</b>	Polyclonal
<b>Isotype</b>	IgG

## Applications

**The Abpromise guarantee** Our [Abpromise guarantee](#) covers the use of **ab244306** in the following tested applications. The application notes include recommended starting dilutions; optimal dilutions/concentrations should be determined by the end user.

 <b>Guaranteed</b> Tested applications are guaranteed to work and covered by our Abpromise guarantee.	 <b>Predicted</b> Predicted to work for this combination of applications and species but not guaranteed.	 <b>Incompatible</b> Does not work for this combination of applications and species.
--	--	--

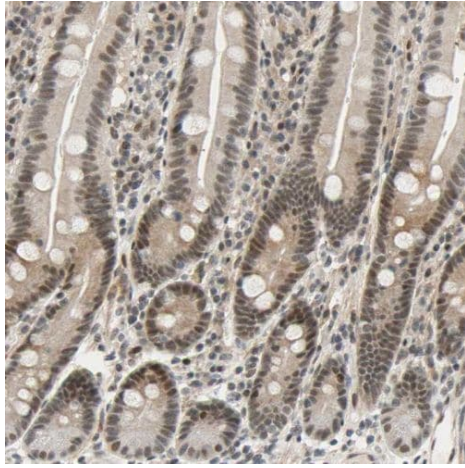
Application	Species
ICC/IF	 Human
IHC-P	 Human

Application	Abreviews	Notes
ICC/IF		Use a concentration of 0.25 - 2 µg/ml. Fixation/Permeabilization: PFA/Triton X-100.
IHC-P		1/50 - 1/200. Perform heat mediated antigen retrieval with citrate buffer pH 6 before commencing with IHC staining protocol.

## Target

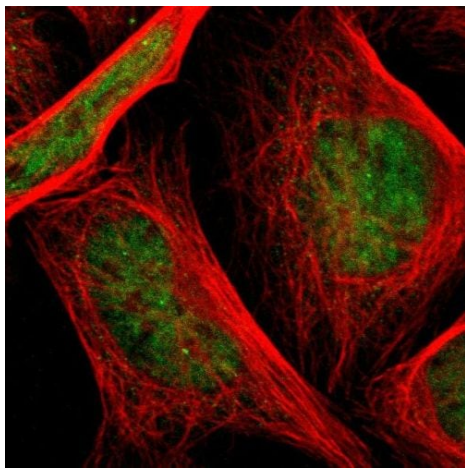
<b>Relevance</b>	Taf4 makes part of TFIID, a multimeric protein complex that plays a central role in mediating promoter responses to various activators and repressors. It potentiates transcriptional activation by the AF-2S of retinoic acid, vitamin D3 and thyroid hormone.
<b>Cellular localization</b>	Nuclear

## Images



Formalin-fixed, paraffin-embedded human duodenum tissue stained for Taf4 using ab244306 at 1/50 dilution in immunohistochemical analysis.

Immunohistochemistry (Formalin/PFA-fixed paraffin-embedded sections) - Anti-Taf4 antibody (ab244306)



PFA-fixed, Triton X-100 permeabilized U-2 OS (human bone osteosarcoma epithelial cell line) cells stained for Taf4 (green) using ab244306 at 4 µg/ml in ICC/IF.

Immunocytochemistry/ Immunofluorescence - Anti-Taf4 antibody (ab244306)

**Please note:** All products are "FOR RESEARCH USE ONLY. NOT FOR USE IN DIAGNOSTIC PROCEDURES"

#### **Our Abpromise to you: Quality guaranteed and expert technical support**

- Replacement or refund for products not performing as stated on the datasheet
- Valid for 12 months from date of delivery
- Response to your inquiry within 24 hours

- We provide support in Chinese, English, French, German, Japanese and Spanish
- Extensive multi-media technical resources to help you
- We investigate all quality concerns to ensure our products perform to the highest standards

If the product does not perform as described on this datasheet, we will offer a refund or replacement. For full details of the Abpromise, please visit <https://www.abcam.com/abpromise> or contact our technical team.

### **Terms and conditions**

---

- Guarantee only valid for products bought direct from Abcam or one of our authorized distributors