



## Product datasheet

# Anti-TANK/TRAF2 antibody ab233406

3 Images

### Overview

<b>Product name</b>	Anti-TANK/TRAF2 antibody
<b>Description</b>	Rabbit polyclonal to TANK/TRAF2
<b>Host species</b>	Rabbit
<b>Tested applications</b>	<b>Suitable for:</b> IHC-P, WB
<b>Species reactivity</b>	<b>Reacts with:</b> Human, Pig
<b>Immunogen</b>	<p>Recombinant fragment (His-T7-tag) corresponding to Human TANK/TRAF2 aa 131-369. (Expressed in E.coli). Sequence:</p> <pre>LLHERGNIEKTFWDLKEEFHKICMLAKAQKDHLKLNIPDT ATETQCSVP IQCTDKTDKQEALFKPQAKDDINRGAPSITSVTPRGLCRD EEDTSFESLS KFNVKFPPMDNDSTFLHSTPERPGILSPATSEAVCQEKFN MEFRDNPNGNF VKTEETLFEIQGIDPIASAIQNLKTTDKTKPSNLVNTCIRTLL DRAACLPL PGDHNALYVNSFPLLDPSDAPFSLDSPGKAIRGPQQPI</pre> <p>Database link: <a href="#">Q92844</a></p> <p style="text-align: right;">  <a href="#">Run BLAST with</a>  <a href="#">Run BLAST with</a> </p>
<b>Positive control</b>	IHC-P: Human kidney tissue. WB: Pig colon lysate; Recombinant human TANK/TRAF2 protein.
<b>General notes</b>	This product was previously labelled as TANK

Reproducibility is key to advancing scientific discovery and accelerating scientists' next breakthrough.

Abcam is leading the way with our range of recombinant antibodies, knockout-validated antibodies and knockout cell lines, all of which support improved reproducibility.

We are also planning to innovate the way in which we present recommended applications and species on our product datasheets, so that only applications & species that have been tested in our own labs, our suppliers or by selected trusted collaborators are covered by our Abpromise™ guarantee.

In preparation for this, we have started to update the applications & species that this product is

Abpromise guaranteed for.

We are also updating the applications & species that this product has been “predicted to work with,” however this information is not covered by our Abpromise guarantee.

Applications & species from publications and Abreviews that have not been tested in our own labs or in those of our suppliers are not covered by the Abpromise guarantee.

Please check that this product meets your needs before purchasing. If you have any questions, special requirements or concerns, please send us an inquiry and/or contact our Support team ahead of purchase. Recommended alternatives for this product can be found below, as well as customer reviews and Q&As.

## Properties

---

<b>Form</b>	Liquid
<b>Storage instructions</b>	Shipped at 4°C. Store at +4°C short term (1-2 weeks). Upon delivery aliquot. Store at -20°C long term. Avoid freeze / thaw cycle.
<b>Storage buffer</b>	pH: 7.40 Preservative: 0.02% Sodium azide Constituents: PBS, 50% Glycerol
<b>Purity</b>	Immunogen affinity purified
<b>Purification notes</b>	ab233406 was purified by antigen-specific affinity chromatography followed by Protein A affinity chromatography.
<b>Clonality</b>	Polyclonal
<b>Isotype</b>	IgG

## Applications

---

Our [Abpromise guarantee](#) covers the use of **ab233406** in the following tested applications.

The application notes include recommended starting dilutions; optimal dilutions/concentrations should be determined by the end user.

Application	Abreviews	Notes
IHC-P		Use a concentration of 5 - 20 µg/ml.
WB		Use a concentration of 0.2 - 2 µg/ml. Predicted molecular weight: 48 kDa.

---

## Target

---

<b>Function</b>	Acts as a regulator of TRAF function by maintaining them in a latent state. Overexpression inhibits TRAF2-mediated NF-kappa-B activation signaled by CD40, TNFR1 and TNFR2. Blocks TRAF2 binding to LMP1 and inhibits LMP1-mediated NF-kappa-B activation. May be involved in I-kappa-B-kinase (IKK) regulation; may function as an adapter for kinases such as TBK1 or IKBKE that can modulate IKK activity.
<b>Tissue specificity</b>	Ubiquitous.
<b>Sequence similarities</b>	Contains 1 C2H2-type zinc finger.

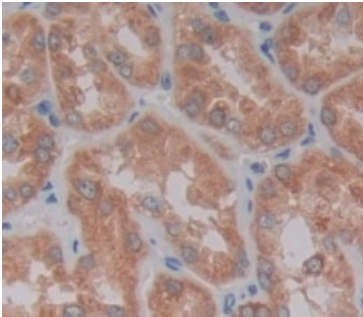
**Post-translational modifications**

Phosphorylated by IKBKE.

**Cellular localization**

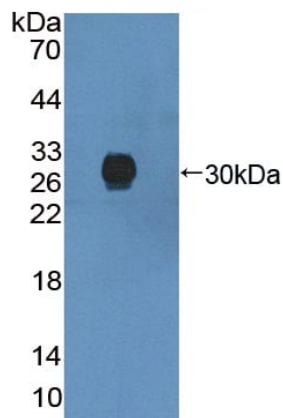
Cytoplasm.

## Images



Immunohistochemistry (Formalin/PFA-fixed paraffin-embedded sections) - Anti-TANK/TRAF2 antibody (ab233406)

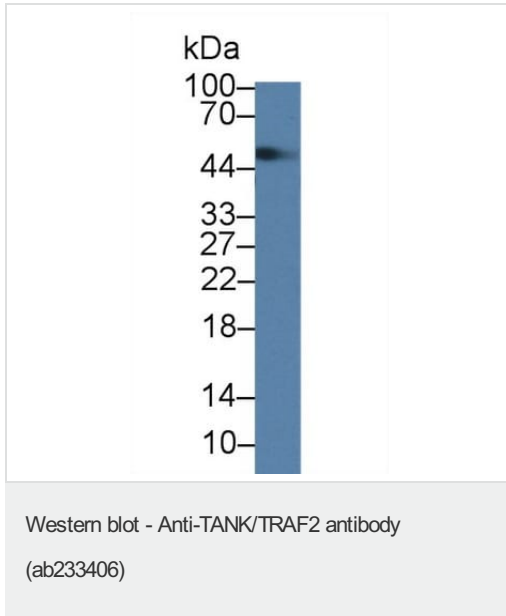
Formalin-fixed, paraffin-embedded human kidney tissue stained for TANK/TRAF2 using ab233406 at 20  $\mu$ g/ml in immunohistochemical analysis. DAB staining.



Western blot - Anti-TANK/TRAF2 antibody (ab233406)

Anti-TANK/TRAF2 antibody (ab233406) at 2  $\mu$ g/ml + Recombinant human TANK/TRAF2 protein

**Predicted band size: 48 kDa**



Anti-TANK/TRAF2 antibody (ab233406) at 2 µg/ml + Pig colon lysate

**Predicted band size:** 48 kDa

**Please note:** All products are "FOR RESEARCH USE ONLY. NOT FOR USE IN DIAGNOSTIC PROCEDURES"

### Our Abpromise to you: Quality guaranteed and expert technical support

---

- Replacement or refund for products not performing as stated on the datasheet
- Valid for 12 months from date of delivery
- Response to your inquiry within 24 hours
- We provide support in Chinese, English, French, German, Japanese and Spanish
- Extensive multi-media technical resources to help you
- We investigate all quality concerns to ensure our products perform to the highest standards

If the product does not perform as described on this datasheet, we will offer a refund or replacement. For full details of the Abpromise, please visit <https://www.abcam.com/abpromise> or contact our technical team.

### Terms and conditions

---

- Guarantee only valid for products bought direct from Abcam or one of our authorized distributors