


Product datasheet

Anti-THAP11 antibody ab154942

4 Images

Overview

<b>Product name</b>	Anti-THAP11 antibody
<b>Description</b>	Rabbit polyclonal to THAP11
<b>Host species</b>	Rabbit
<b>Tested applications</b>	<b>Suitable for:</b> WB, IHC-P
<b>Species reactivity</b>	<b>Reacts with:</b> Mouse, Human <b>Predicted to work with:</b> Cow 
<b>Immunogen</b>	Recombinant fragment, corresponding to a region within amino acids 1-271 of Human THAP11 (Uniprot ID: Q96EK4)
<b>Positive control</b>	NT2D1, IMR32, U87-MG, MCF 7 whole cell lysate; Hela, RT2 or C2C12 xenograft tissue
<b>General notes</b>	Keep as concentrated solution.  The Life Science industry has been in the grips of a reproducibility crisis for a number of years. Abcam is leading the way in addressing this with our range of recombinant monoclonal antibodies and knockout edited cell lines for gold-standard validation. Please check that this product meets your needs before purchasing.  If you have any questions, special requirements or concerns, please send us an inquiry and/or contact our Support team ahead of purchase. Recommended alternatives for this product can be found below, along with publications, customer reviews and Q&As

Properties

<b>Form</b>	Liquid
<b>Storage instructions</b>	Shipped at 4°C. Upon delivery aliquot. Store at -20°C or -80°C. Avoid freeze / thaw cycle.
<b>Storage buffer</b>	pH: 7.00 Preservative: 0.01% Thimerosal (merthiolate) Constituents: 1.21% Tris, 0.75% Glycine, 20% Glycerol (glycerin, glycerine)
<b>Purity</b>	Immunogen affinity purified
<b>Clonality</b>	Polyclonal
<b>Isotype</b>	IgG

Applications

## The Abpromise guarantee

Our [Abpromise guarantee](#) covers the use of ab154942 in the following tested applications.

The application notes include recommended starting dilutions; optimal dilutions/concentrations should be determined by the end user.

Application	Abreviews	Notes
WB		1/500 - 1/3000. Predicted molecular weight: 34 kDa.
IHC-P		1/100 - 1/1000. Perform heat mediated antigen retrieval before commencing with IHC staining protocol. Suggested antigen retrieval using heat mediated 10 mM Citrate buffer (pH 6.0) or Tris-EDTA buffer (pH 8.0).

## Target

### Function

Transcriptional repressor that plays a central role for embryogenesis and the pluripotency of embryonic stem (ES) cells. Sequence-specific DNA-binding factor that represses gene expression in pluripotent ES cells by directly binding to key genetic loci and recruiting epigenetic modifiers.

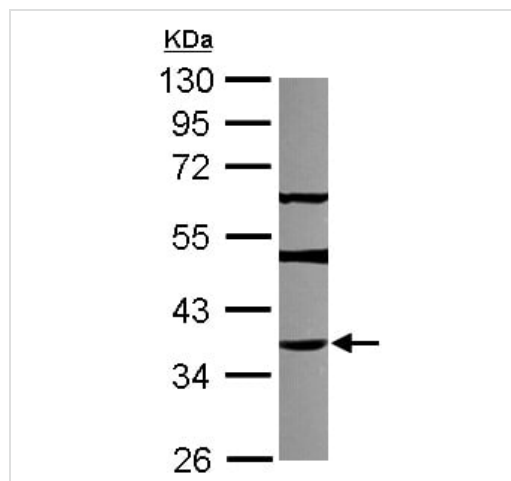
### Sequence similarities

Belongs to the THAP11 family.  
Contains 1 THAP-type zinc finger.

### Cellular localization

Nucleus. Cytoplasm. May be regulated by shuttling of the protein between the cytoplasm and nucleus.

## Images

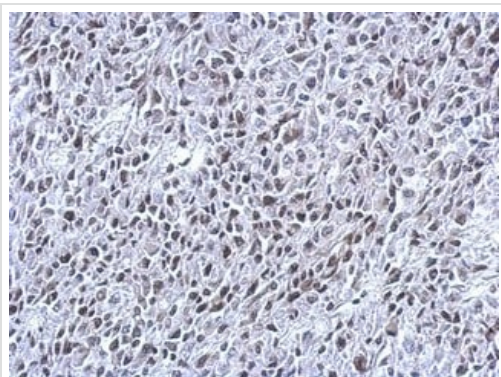


Western blot - Anti-THAP11 antibody (ab154942)

Anti-THAP11 antibody (ab154942) at 1/3000 dilution + NT2D1 whole cell lysate at 30 µg

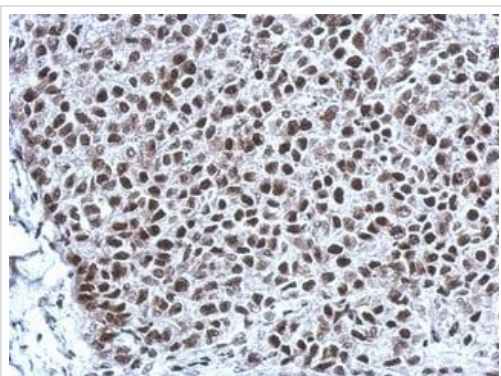
**Predicted band size: 34 kDa**

10% SDS PAGE



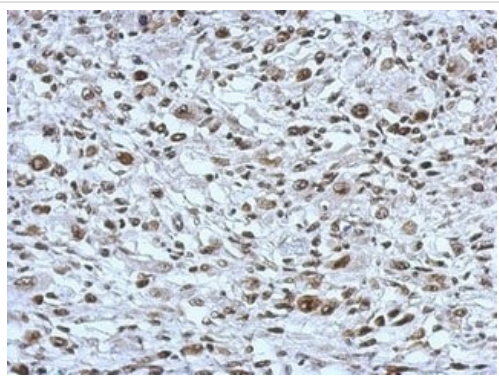
Immunohistochemical analysis of paraffin-embedded Human RT2 xenograft, labeling THAP11 using ab154942 at 1/500.

Immunohistochemistry (Formalin/PFA-fixed paraffin-embedded sections) - Anti-THAP11 antibody (ab154942)



Immunohistochemical analysis of paraffin-embedded Hela xenograft, labeling THAP11 using ab154942 at 1/500.

Immunohistochemistry (Formalin/PFA-fixed paraffin-embedded sections) - Anti-THAP11 antibody (ab154942)



Immunohistochemical analysis of paraffin-embedded C2C12 xenograft, labeling THAP11 using ab154942 at 1/500.

Immunohistochemistry (Formalin/PFA-fixed paraffin-embedded sections) - Anti-THAP11 antibody (ab154942)

**Please note:** All products are "FOR RESEARCH USE ONLY. NOT FOR USE IN DIAGNOSTIC PROCEDURES"

### **Our Abpromise to you: Quality guaranteed and expert technical support**

---

- Replacement or refund for products not performing as stated on the datasheet
- Valid for 12 months from date of delivery
- Response to your inquiry within 24 hours
- We provide support in Chinese, English, French, German, Japanese and Spanish
- Extensive multi-media technical resources to help you
- We investigate all quality concerns to ensure our products perform to the highest standards

If the product does not perform as described on this datasheet, we will offer a refund or replacement. For full details of the Abpromise, please visit <https://www.abcam.com/abpromise> or contact our technical team.

### **Terms and conditions**

---

- Guarantee only valid for products bought direct from Abcam or one of our authorized distributors