



Product datasheet

Anti-THUMPD3 antibody ab204077

2 Images

Overview

<b>Product name</b>	Anti-THUMPD3 antibody
<b>Description</b>	Rabbit polyclonal to THUMPD3
<b>Host species</b>	Rabbit
<b>Tested applications</b>	<b>Suitable for:</b> ICC/IF, IHC-P
<b>Species reactivity</b>	<b>Reacts with:</b> Human
<b>Immunogen</b>	<p>Recombinant fragment corresponding to Human THUMPD3 aa 121-219.            Sequence:</p> <p>AGKLPWSNPLKVWKINASFKKKKAKRKKINQNSSKEKI            NNGQEVKIDQRN            VKKEFTSHALDSHILDYYENPAIKEDVSTLIGDDLASCK            DETDESSKEE</p> <p>Database link: <a href="#">Q9BV44</a></p> <p style="text-align: right;">  <a href="#">Run BLAST with</a>                 <a href="#">Run BLAST with</a> </p>
<b>Positive control</b>	Human esophagus tissue and U-2 OS cells.

Properties

<b>Form</b>	Liquid
<b>Storage instructions</b>	Shipped at 4°C. Store at +4°C short term (1-2 weeks). Upon delivery aliquot. Store at -20°C long term. Avoid freeze / thaw cycle.
<b>Storage buffer</b>	<p>pH: 7.2            Preservative: 0.02% Sodium azide            Constituents: 40% Glycerol, 59% PBS</p>
<b>Purity</b>	Immunogen affinity purified
<b>Clonality</b>	Polyclonal
<b>Isotype</b>	IgG

Applications

Our [Abpromise guarantee](#) covers the use of **ab204077** in the following tested applications.

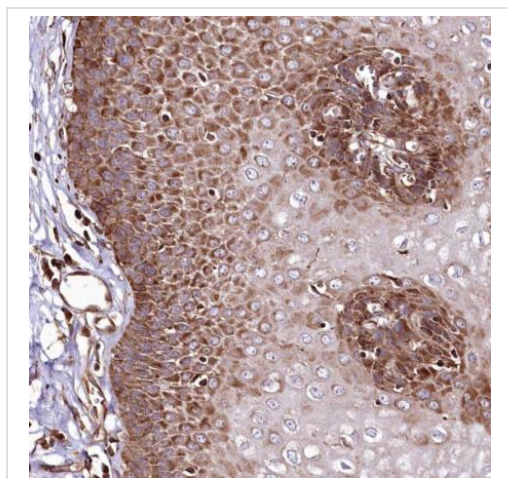
The application notes include recommended starting dilutions; optimal dilutions/concentrations should be determined by the end user.

Application	Abreviews	Notes
ICC/IF		Use a concentration of 1 - 4 µg/ml.
IHC-P		1/500 - 1/1000. Perform heat mediated antigen retrieval with citrate buffer pH 6 before commencing with IHC staining protocol.

## Target

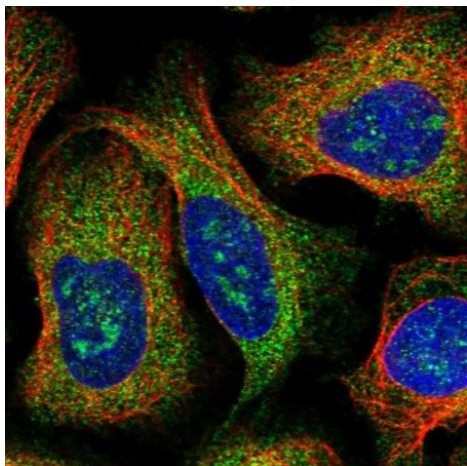
**Sequence similarities** Belongs to the methyltransferase superfamily.  
Contains 1 THUMP domain.

## Images



Immunohistochemical analysis of paraffin-embedded Human esophagus tissue labeling THUMPD3 using ab204077 at a 1/500 dilution.

Immunohistochemistry (Formalin/PFA-fixed paraffin-embedded sections) - Anti-THUMPD3 antibody (ab204077)



Immunofluorescence analysis of paraformaldehyde-fixed U-2 OS cells labeling THUMPD3 using ab204077 at a 4 µg/ml.

Immunocytochemistry/ Immunofluorescence - Anti-THUMPD3 antibody (ab204077)

**Please note:** All products are "FOR RESEARCH USE ONLY. NOT FOR USE IN DIAGNOSTIC PROCEDURES"

### Our Abpromise to you: Quality guaranteed and expert technical support

---

- Replacement or refund for products not performing as stated on the datasheet
- Valid for 12 months from date of delivery
- Response to your inquiry within 24 hours
- We provide support in Chinese, English, French, German, Japanese and Spanish
- Extensive multi-media technical resources to help you
- We investigate all quality concerns to ensure our products perform to the highest standards

If the product does not perform as described on this datasheet, we will offer a refund or replacement. For full details of the Abpromise, please visit <https://www.abcam.com/abpromise> or contact our technical team.

### Terms and conditions

---

- Guarantee only valid for products bought direct from Abcam or one of our authorized distributors