


Product datasheet

Anti-TNNI3K antibody ab96684

3 Images

Overview

Product name	Anti-TNNI3K antibody
Description	Rabbit polyclonal to TNNI3K
Host species	Rabbit
Tested applications	Suitable for: WB, ICC/IF
Species reactivity	Reacts with: Human Predicted to work with: Mouse, Rat, Cow 
Immunogen	Recombinant fragment containing a sequence corresponding to a region within amino acids 187-413 of Human TNNI3K (NP_057062).
Positive control	293T; A431; H1299; HeLaS3; HepG2 or Raji cell lysates
General notes	<p>Reproducibility is key to advancing scientific discovery and accelerating scientists' next breakthrough.</p> <p>Abcam is leading the way with our range of recombinant antibodies, knockout-validated antibodies and knockout cell lines, all of which support improved reproducibility.</p> <p>We are also planning to innovate the way in which we present recommended applications and species on our product datasheets, so that only applications & species that have been tested in our own labs, our suppliers or by selected trusted collaborators are covered by our Abpromise™ guarantee.</p> <p>In preparation for this, we have started to update the applications & species that this product is Abpromise guaranteed for.</p> <p>We are also updating the applications & species that this product has been “predicted to work with,” however this information is not covered by our Abpromise guarantee.</p> <p>Applications & species from publications and Abreviews that have not been tested in our own labs or in those of our suppliers are not covered by the Abpromise guarantee.</p> <p>Please check that this product meets your needs before purchasing. If you have any questions, special requirements or concerns, please send us an inquiry and/or contact our Support team ahead of purchase. Recommended alternatives for this product can be found below, as well as customer reviews and Q&As.</p>

Properties

Form	Liquid
-------------	--------

Storage instructions	Shipped at 4°C. Upon delivery aliquot and store at -20°C or -80°C. Avoid repeated freeze / thaw cycles.
Storage buffer	pH: 7.00 Preservative: 0.01% Thimerosal (merthiolate) Constituents: 1.21% Tris, 0.75% Glycine, 10% Glycerol (glycerin, glycerine)
Purity	Immunogen affinity purified
Clonality	Polyclonal
Isotype	IgG

Applications

Our [Abpromise guarantee](#) covers the use of **ab96684** in the following tested applications.

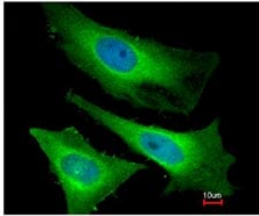
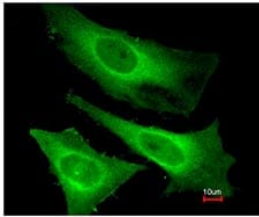
The application notes include recommended starting dilutions; optimal dilutions/concentrations should be determined by the end user.

Application	Abreviews	Notes
WB		1/1000 - 1/10000. Predicted molecular weight: 93 kDa.
ICC/IF		1/100 - 1/1000.

Target

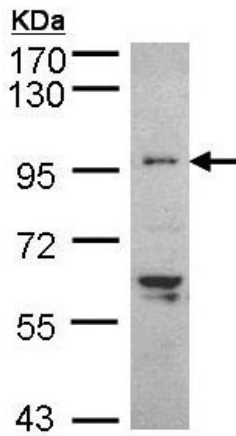
Function	May play a role in cardiac physiology.
Tissue specificity	Highly expressed in both adult and fetal heart.
Sequence similarities	Belongs to the protein kinase superfamily. TKL Ser/Thr protein kinase family. MAP kinase kinase kinase subfamily. Contains 10 ANK repeats. Contains 1 protein kinase domain.
Post-translational modifications	Autophosphorylated.
Cellular localization	Nucleus. Cytoplasm. Expressed at lower levels in the cytoplasm.

Images



Immunocytochemistry/ Immunofluorescence - Anti-TNNI3K antibody (ab96684)

ab96684, at 1/200 dilution, staining TNNI3K in paraformaldehyde-fixed HeLa cells by Immunofluorescence. Lower image is merged with DNA probe.

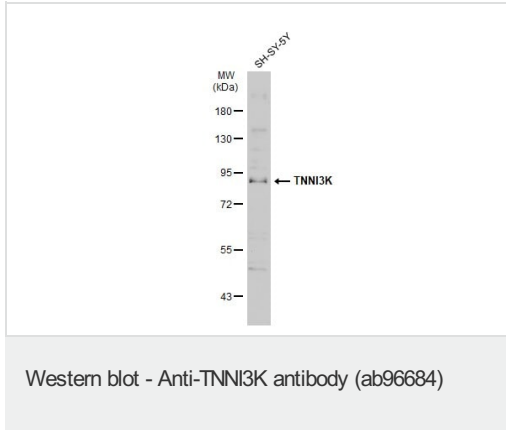


Anti-TNNI3K antibody (ab96684) at 1/5000 dilution + HeLa whole cell lysate at 30 µg

Predicted band size: 93 kDa

7.5% SDS-PAGE

Western blot - Anti-TNNI3K antibody (ab96684)



Anti-TNNI3K antibody (ab96684) at 1/5000 dilution + SH-SY-SY whole cell extract at 30 µg

Predicted band size: 93 kDa

Please note: All products are "FOR RESEARCH USE ONLY. NOT FOR USE IN DIAGNOSTIC PROCEDURES"

Our Abpromise to you: Quality guaranteed and expert technical support

- Replacement or refund for products not performing as stated on the datasheet
- Valid for 12 months from date of delivery
- Response to your inquiry within 24 hours
- We provide support in Chinese, English, French, German, Japanese and Spanish
- Extensive multi-media technical resources to help you
- We investigate all quality concerns to ensure our products perform to the highest standards

If the product does not perform as described on this datasheet, we will offer a refund or replacement. For full details of the Abpromise, please visit <https://www.abcam.com/abpromise> or contact our technical team.

Terms and conditions

- Guarantee only valid for products bought direct from Abcam or one of our authorized distributors