




Product datasheet

Anti-TPPP antibody ab235774

2 Images

Overview

Product name	Anti-TPPP antibody
Description	Rabbit polyclonal to TPPP
Host species	Rabbit
Tested applications	Suitable for: IHC-P
Species reactivity	Reacts with: Human Predicted to work with: Mouse 
Immunogen	<p>Recombinant full length protein corresponding to Human TPPP aa 1-219. Sequence:</p> <p>MADKAKPAKAANRTPPKSPGDPSKDRAAKRLSLESEGA GEGAAASPELSA LEEAFRRFAVHGDARATGREMHGKNWSKLCKDCQVIDG RNVTVDVDIVF SKIKGKSCRTITFEQFQEALEELAKKRFKDKSSEEAVREV HRLIEGKAPI ISGVTKAISSPTVSRLDTTKFTGSHKERFDPSGKKGKA GRVDLVDESG YVSGYKHAGTYDQKVQGGK</p> <p>Database link: O94811</p> <p style="text-align: right;"> Run BLAST with  Run BLAST with</p>
Positive control	IHC-P: Human brain and glioma tissue.
General notes	<p>Previously labelled as Tubulin Polymerization Promoting Protein.</p> <p>Reproducibility is key to advancing scientific discovery and accelerating scientists' next breakthrough.</p> <p>Abcam is leading the way with our range of recombinant antibodies, knockout-validated antibodies and knockout cell lines, all of which support improved reproducibility.</p> <p>We are also planning to innovate the way in which we present recommended applications and species on our product datasheets, so that only applications & species that have been tested in our own labs, our suppliers or by selected trusted collaborators are covered by our Abpromise™ guarantee.</p> <p>In preparation for this, we have started to update the applications & species that this product is Abpromise guaranteed for.</p> <p>We are also updating the applications & species that this product has been "predicted to work</p>

with,” however this information is not covered by our Abpromise guarantee.

Applications & species from publications and Abreviews that have not been tested in our own labs or in those of our suppliers are not covered by the Abpromise guarantee.

Please check that this product meets your needs before purchasing. If you have any questions, special requirements or concerns, please send us an inquiry and/or contact our Support team ahead of purchase. Recommended alternatives for this product can be found below, as well as customer reviews and Q&As.

Properties

Form	Liquid
Storage instructions	Shipped at 4°C. Store at +4°C short term (1-2 weeks). Upon delivery aliquot. Store at -20°C long term. Avoid freeze / thaw cycle.
Storage buffer	pH: 7.30 Preservative: 0.02% Sodium azide Constituents: 50% Glycerol (glycerin, glycerine), PBS
Purity	Immunogen affinity purified
Clonality	Polyclonal
Isotype	IgG

Applications

Our [Abpromise guarantee](#) covers the use of **ab235774** in the following tested applications.

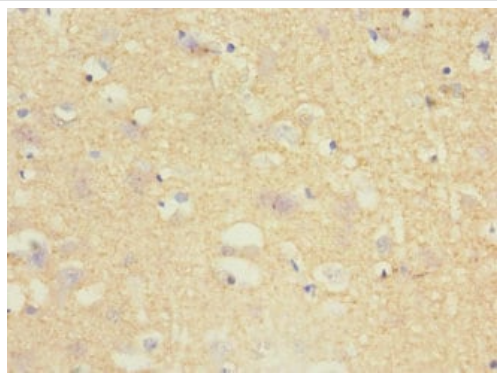
The application notes include recommended starting dilutions; optimal dilutions/concentrations should be determined by the end user.

Application	Abreviews	Notes
IHC-P		1/20 - 1/200.

Target

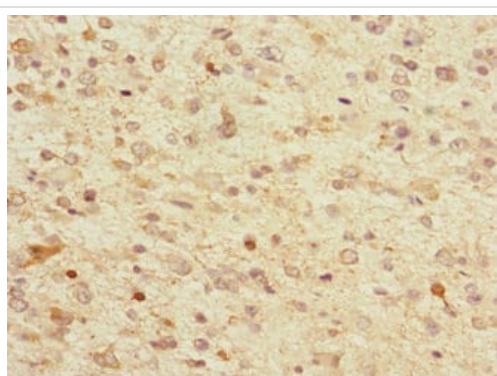
Function	May play a role in the polymerization of tubulin into microtubules, microtubule bundling and the stabilization of existing microtubules, thus maintaining the integrity of the microtubule network. May play a role in mitotic spindle assembly and nuclear envelope breakdown.
Tissue specificity	Widely expressed.
Sequence similarities	Belongs to the TPPP family.
Post-translational modifications	Poor substrate for GSK3 (By similarity). Phosphorylated by LIMK1 on serine residues. Phosphorylation may alter the tubulin polymerization activity.
Cellular localization	Cytoplasm. Cytoplasm, cytoskeleton. Nucleus. Localizes to glial Lewy bodies in the brains of individuals with synucleinopathies.

Images



Immunohistochemistry (Formalin/PFA-fixed paraffin-embedded sections) - Anti-TPPP antibody (ab235774)

Paraffin-embedded human brain tissue stained for TPPP with ab235774 at 1/100 dilution in immunohistochemical analysis.



Immunohistochemistry (Formalin/PFA-fixed paraffin-embedded sections) - Anti-TPPP antibody (ab235774)

Paraffin-embedded human glioma tissue stained for TPPP with ab235774 at 1/100 dilution in immunohistochemical analysis.

Please note: All products are "FOR RESEARCH USE ONLY. NOT FOR USE IN DIAGNOSTIC PROCEDURES"

Our Abpromise to you: Quality guaranteed and expert technical support

- Replacement or refund for products not performing as stated on the datasheet
- Valid for 12 months from date of delivery
- Response to your inquiry within 24 hours
- We provide support in Chinese, English, French, German, Japanese and Spanish
- Extensive multi-media technical resources to help you
- We investigate all quality concerns to ensure our products perform to the highest standards

If the product does not perform as described on this datasheet, we will offer a refund or replacement. For full details of the Abpromise, please visit <https://www.abcam.com/abpromise> or contact our technical team.

Terms and conditions

- Guarantee only valid for products bought direct from Abcam or one of our authorized distributors

