

Product datasheet

Anti-Transglutaminase 2 antibody [TGM2/419] ab216018

1 References 4 Images

Overview

Product name	Anti-Transglutaminase 2 antibody [TGM2/419]
Description	Mouse monoclonal [TGM2/419] to Transglutaminase 2
Host species	Mouse
Tested applications	Suitable for: IHC-P
Species reactivity	Reacts with: Human Predicted to work with: Mouse, Rat, Rabbit, Monkey ▲
Immunogen	Recombinant full length protein corresponding to Human Transglutaminase 2 aa 1-687. Sequence: MAEELVLERCDLELETNGRDHHTADLCREKLVVRRG QPFWLTLLHFEGRNY EASVDSLTFVVTGPAPSQEAGTKARFPLRDAVEEG DWTATVVDQQDCTL SLQLTTPANAPIGLYRLSLEASTGYQGSSFVLGHFILLF NAWCPADAVYL DSEEERQEYVLTQQGFYQGS AKFIKIPWNFGQFEDGI LDICLILLDVN PKFLKNAGRDCSRRSSPVVGRVVSGMVN CND DQG VLLGRWDN NYGDGVS PMSWIGSVDILRRWKNHGCQRVKYGCWVFAAVACT VLRCLGIPTRVVTN YNSAHDQNSNLLIEYFRNEFGEIQGDKSEMWNFHCWW ESWMTRPDLQPG YEGWQALDPTPQEKSEGTYCCGPVPVRAIKEGDLSTK YDAPFVFAEVNAD VVDWIQQDDG SVHKSINRSLVGLKISTKSVGRDEREDI THTYKYPEGSS EEREAFT RANHLNKLAEKEETGMAMRIRVGQSMNMG SDFDVFAHITNNTA EEYVCRLLLCARTVSYNGILGPECGTKYLLNLNLEPFSE KSVPLCILYEK YRDCLTESNLIKVRALLVEPVINSYLLAERDLYLENPEIKI RILGEPKQK RKLVAEVS LQNPLPVALEGCTFTVEGAGL TEEQKTVEI

PDPVEAGEEVKV
RMDLLPLHMGLHKLVVNFESDKLKAVKGFNRNVIIGPA

Database link: [P21980](#)

 [Run BLAST with](#)

 [Run BLAST with](#)

Positive control

Human tonsil, placenta, uterus and leiomyosarcoma tissues.

Properties

Form	Liquid
Storage instructions	Shipped at 4°C. Store at +4°C short term (1-2 weeks). Upon delivery aliquot. Store at -20°C long term. Avoid freeze / thaw cycle.
Storage buffer	Preservative: 0.05% Sodium azide Constituents: 99% PBS, 0.05% BSA
Purity	Protein A purified
Purification notes	ab216018 was purified from Bioreactor Concentrate by Protein A/G.
Clonality	Monoclonal
Clone number	TGM2/419
Isotype	IgG2a
Light chain type	kappa

Applications

Our [Abpromise guarantee](#) covers the use of **ab216018** in the following tested applications.

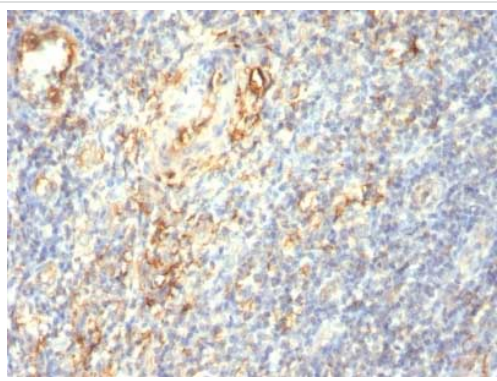
The application notes include recommended starting dilutions; optimal dilutions/concentrations should be determined by the end user.

Application	Abreviews	Notes
IHC-P		Use a concentration of 0.5 - 1 µg/ml. Perform heat mediated antigen retrieval with citrate buffer pH 6 before commencing with IHC staining protocol. (Primary incubation for 30 minutes at RT).

Target

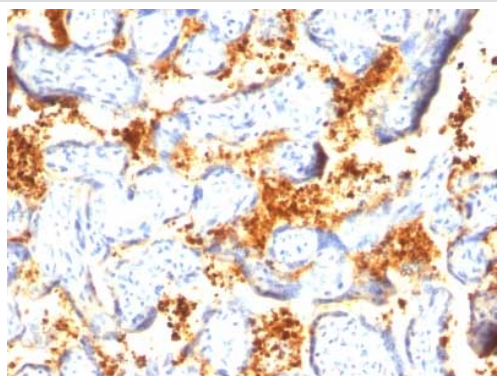
Function	Catalyzes the cross-linking of proteins and the conjugation of polyamines to proteins.
Sequence similarities	Belongs to the transglutaminase superfamily. Transglutaminase family.

Images



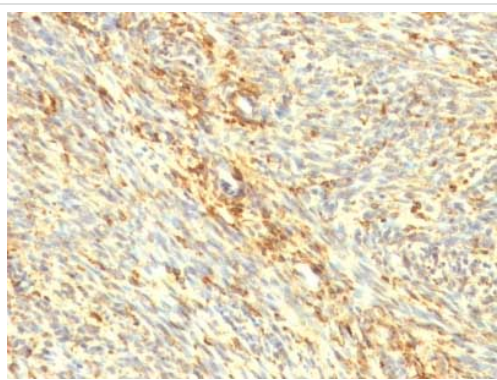
Immunohistochemistry (Formalin/PFA-fixed paraffin-embedded sections) - Anti-Transglutaminase 2 antibody [TGM2/419] (ab216018)

Immunohistochemical analysis of formalin-fixed, paraffin-embedded human tonsil tissue labeling Transglutaminase 2 with ab216018 at 1 $\mu\text{g/ml}$.



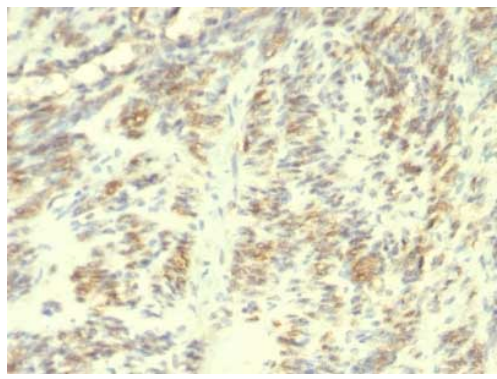
Immunohistochemistry (Formalin/PFA-fixed paraffin-embedded sections) - Anti-Transglutaminase 2 antibody [TGM2/419] (ab216018)

Immunohistochemical analysis of formalin-fixed, paraffin-embedded human placenta tissue labeling Transglutaminase 2 with ab216018 at 1 $\mu\text{g/ml}$.



Immunohistochemistry (Formalin/PFA-fixed paraffin-embedded sections) - Anti-Transglutaminase 2 antibody [TGM2/419] (ab216018)

Immunohistochemical analysis of formalin-fixed, paraffin-embedded human uterus tissue labeling Transglutaminase 2 with ab216018 at 1 $\mu\text{g/ml}$.



Immunohistochemical analysis of formalin-fixed, paraffin-embedded human leiomyosarcoma tissue labeling Transglutaminase 2 with ab216018 at 1 µg/ml.

Immunohistochemistry (Formalin/PFA-fixed paraffin-embedded sections) - Anti-Transglutaminase 2 antibody [TGM2/419] (ab216018)

Please note: All products are "FOR RESEARCH USE ONLY. NOT FOR USE IN DIAGNOSTIC PROCEDURES"

Our Abpromise to you: Quality guaranteed and expert technical support

- Replacement or refund for products not performing as stated on the datasheet
- Valid for 12 months from date of delivery
- Response to your inquiry within 24 hours
- We provide support in Chinese, English, French, German, Japanese and Spanish
- Extensive multi-media technical resources to help you
- We investigate all quality concerns to ensure our products perform to the highest standards

If the product does not perform as described on this datasheet, we will offer a refund or replacement. For full details of the Abpromise, please visit <https://www.abcam.com/abpromise> or contact our technical team.

Terms and conditions

- Guarantee only valid for products bought direct from Abcam or one of our authorized distributors