

Product datasheet

Anti-Tropomodulin 1 antibody ab88608

3 Images

Overview

Product name	Anti-Tropomodulin 1 antibody
Description	Mouse polyclonal to Tropomodulin 1
Host species	Mouse
Tested applications	Suitable for: WB, ICC/IF
Species reactivity	Reacts with: Human
Immunogen	Full length Human Tropomodulin 1 (NP_003266.1).
Positive control	Human colon lysate, Tropomodulin 1 transfected 293T cell lysate, HeLa cells
General notes	<p>Reproducibility is key to advancing scientific discovery and accelerating scientists' next breakthrough.</p> <p>Abcam is leading the way with our range of recombinant antibodies, knockout-validated antibodies and knockout cell lines, all of which support improved reproducibility.</p> <p>We are also planning to innovate the way in which we present recommended applications and species on our product datasheets, so that only applications & species that have been tested in our own labs, our suppliers or by selected trusted collaborators are covered by our Abpromise™ guarantee.</p> <p>In preparation for this, we have started to update the applications & species that this product is Abpromise guaranteed for.</p> <p>We are also updating the applications & species that this product has been “predicted to work with,” however this information is not covered by our Abpromise guarantee.</p> <p>Applications & species from publications and Abreviews that have not been tested in our own labs or in those of our suppliers are not covered by the Abpromise guarantee.</p> <p>Please check that this product meets your needs before purchasing. If you have any questions, special requirements or concerns, please send us an inquiry and/or contact our Support team ahead of purchase. Recommended alternatives for this product can be found below, as well as customer reviews and Q&As.</p>

Properties

Form	Liquid
Storage instructions	Shipped at 4°C. Upon delivery aliquot and store at -20°C or -80°C. Avoid repeated freeze / thaw cycles.

Storage buffer	pH: 7.4 Constituent: 2.68% PBS
Purity	Protein A purified
Clonality	Polyclonal
Isotype	IgG

Applications

Our [Abpromise guarantee](#) covers the use of **ab88608** in the following tested applications.

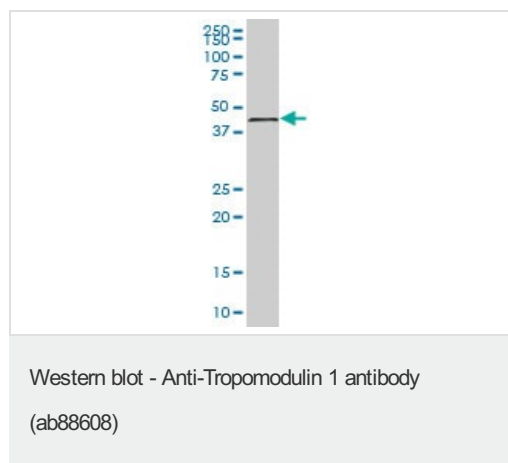
The application notes include recommended starting dilutions; optimal dilutions/concentrations should be determined by the end user.

Application	Abreviews	Notes
WB		Use a concentration of 1 µg/ml. Predicted molecular weight: 41 kDa.
ICC/IF		Use a concentration of 10 µg/ml.

Target

Function	Blocks the elongation and depolymerization of the actin filaments at the pointed end. The Tmod/TM complex contributes to the formation of the short actin protofilament, which in turn defines the geometry of the membrane skeleton. May play an important role in regulating the organization of actin filaments by preferentially binding to a specific tropomyosin isoform at its N-terminus.
Tissue specificity	Highly expressed in the erythrocyte, heart and skeletal muscle.
Sequence similarities	Belongs to the tropomodulin family.
Cellular localization	Cytoplasm > cytoskeleton.


Images



Anti-Tropomodulin 1 antibody (ab88608) at 1 µg/ml + Human colon lysate at 50 µg

Predicted band size: 41 kDa

Observed band size: 41 kDa



All lanes : Anti-Tropomodulin 1 antibody (ab88608) at 1 µg/ml

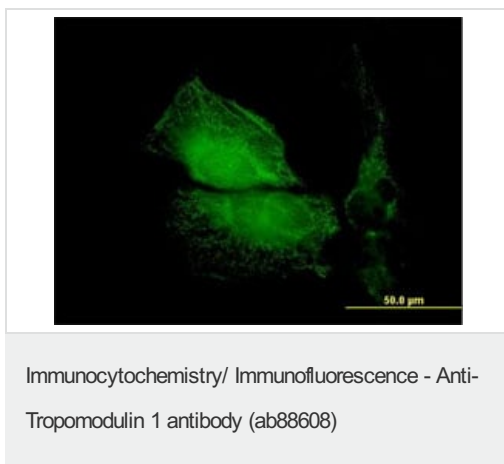
Lane 1 : Tropomodulin 1 transfected 293T cell lysate

Lane 2 : Non-transfected 293T cell lysate

Lysates/proteins at 25 µg per lane.

Predicted band size: 41 kDa

Observed band size: 41 kDa



ab88608 at 10µg/ml staining Tropomodulin 1 in HeLa cells by Immunofluorescence.

Please note: All products are "FOR RESEARCH USE ONLY. NOT FOR USE IN DIAGNOSTIC PROCEDURES"

Our Abpromise to you: Quality guaranteed and expert technical support

- Replacement or refund for products not performing as stated on the datasheet
- Valid for 12 months from date of delivery
- Response to your inquiry within 24 hours
- We provide support in Chinese, English, French, German, Japanese and Spanish
- Extensive multi-media technical resources to help you
- We investigate all quality concerns to ensure our products perform to the highest standards

If the product does not perform as described on this datasheet, we will offer a refund or replacement. For full details of the Abpromise, please visit <https://www.abcam.com/abpromise> or contact our technical team.

Terms and conditions

- Guarantee only valid for products bought direct from Abcam or one of our authorized distributors