




Product datasheet

Anti-TRRAP antibody ab220478

1 Image

Overview

<b>Product name</b>	Anti-TRRAP antibody
<b>Description</b>	Rabbit polyclonal to TRRAP
<b>Host species</b>	Rabbit
<b>Tested applications</b>	<b>Suitable for:</b> ICC/IF
<b>Species reactivity</b>	<b>Reacts with:</b> Human <b>Predicted to work with:</b> Mouse 
<b>Immunogen</b>	Recombinant fragment corresponding to Human TRRAP aa 2628-2713. Sequence: TWVQLFPRLWKILSDRQQHALAGEISPFLECSGSHQVQ RDCQPSALNCFVE AMSQCVPIPIRPCVLKYLKTHNLWFRSTLMLEHQ  Database link: <a href="#">Q9Y4A5</a>   <a href="#">Run BLAST with</a>  <a href="#">Run BLAST with</a>
<b>Positive control</b>	A431 cells

Properties

<b>Form</b>	Liquid
<b>Storage instructions</b>	Shipped at 4°C. Store at +4°C short term (1-2 weeks). Upon delivery aliquot. Store at -20°C long term. Avoid freeze / thaw cycle.
<b>Storage buffer</b>	pH: 7.2 Preservative: 0.02% Sodium azide Constituents: 59% PBS, 40% Glycerol
<b>Purity</b>	Immunogen affinity purified
<b>Clonality</b>	Polyclonal
<b>Isotype</b>	IgG

Applications

Our [Abpromise guarantee](#) covers the use of **ab220478** in the following tested applications.

The application notes include recommended starting dilutions; optimal dilutions/concentrations should be determined by the end user.

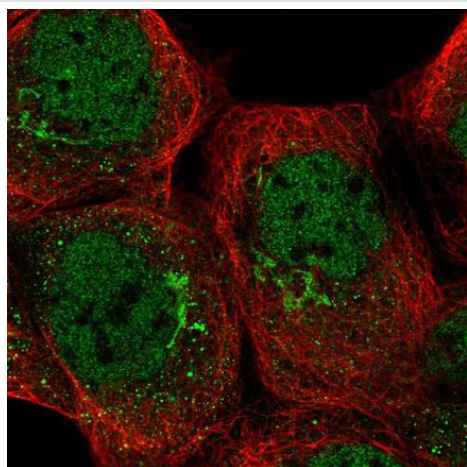
Application	Abreviews	Notes
ICC/IF		Use a concentration of 1 - 4 µg/ml. Fixation/Permeabilization: PFA/Triton X-100.

## Target

**Relevance** TRRAP (TRansformation/tRanscription domain Associated Protein) is an adapter protein that is found in a number of multiprotein chromatin complexes with histone acetyltransferase (HAT) activity. These complexes include PCAF, TFTC-HAT, TIP60 HAT, STAGA, and BAF53 complexes. TRRAP is thought to be responsible for the concerted and context-dependent recruitment of these complexes to chromatin during transcription, replication and DNA repair. TRRAP plays a key role in transcriptional activation by c-Myc, p53/TP53, E2F1 and E2F4.

**Cellular localization** Nuclear

## Images



Immunofluorescent analysis of PFA-fixed, Triton X-100 permeabilized A431 cells labeling TRRAP with ab220478 at 4 µg/ml (green).

Immunocytochemistry/ Immunofluorescence - Anti-TRRAP antibody (ab220478)

**Please note:** All products are "FOR RESEARCH USE ONLY. NOT FOR USE IN DIAGNOSTIC PROCEDURES"

## Our Abpromise to you: Quality guaranteed and expert technical support

- Replacement or refund for products not performing as stated on the datasheet
- Valid for 12 months from date of delivery
- Response to your inquiry within 24 hours
- We provide support in Chinese, English, French, German, Japanese and Spanish

- Extensive multi-media technical resources to help you
- We investigate all quality concerns to ensure our products perform to the highest standards

If the product does not perform as described on this datasheet, we will offer a refund or replacement. For full details of the Abpromise, please visit <https://www.abcam.com/abpromise> or contact our technical team.

### **Terms and conditions**

---

- Guarantee only valid for products bought direct from Abcam or one of our authorized distributors