




## Product datasheet

# Anti-TSPAN5 antibody ab236881

2 Images

### Overview

<b>Product name</b>	Anti-TSPAN5 antibody
<b>Description</b>	Rabbit polyclonal to TSPAN5
<b>Host species</b>	Rabbit
<b>Tested applications</b>	<b>Suitable for:</b> WB, ICC/IF
<b>Species reactivity</b>	<b>Reacts with:</b> Human <b>Predicted to work with:</b> Mouse, Rat, Cow 
<b>Immunogen</b>	Recombinant fragment corresponding to Human TSPAN5 aa 114-232 (extracellular). Sequence: VFKDWIKDQLYFFINNNIRAYRDDIDLQNLIDFTQEYWQCCG AFGADDWN LNIYFNCTDSNASRERCGVPFSCCTKDP AEDVINTQCGYD ARQKPEVDQQ IMYTKGCV PQFEKWLQDN  Database link: <a href="#">P62079</a>   <a href="#">Run BLAST with</a>  <a href="#">Run BLAST with</a>
<b>Positive control</b>	WB: Jurkat and A549 whole cell lysate. ICC/IF: MCF7 cells.
<b>General notes</b>	<p>Reproducibility is key to advancing scientific discovery and accelerating scientists' next breakthrough.</p> <p>Abcam is leading the way with our range of recombinant antibodies, knockout-validated antibodies and knockout cell lines, all of which support improved reproducibility.</p> <p>We are also planning to innovate the way in which we present recommended applications and species on our product datasheets, so that only applications &amp; species that have been tested in our own labs, our suppliers or by selected trusted collaborators are covered by our Abpromise™ guarantee.</p> <p>In preparation for this, we have started to update the applications &amp; species that this product is Abpromise guaranteed for.</p> <p>We are also updating the applications &amp; species that this product has been “predicted to work with,” however this information is not covered by our Abpromise guarantee.</p> <p>Applications &amp; species from publications and Abreviews that have not been tested in our own labs or in those of our suppliers are not covered by the Abpromise guarantee.</p> <p>Please check that this product meets your needs before purchasing. If you have any questions, special requirements or concerns, please send us an inquiry and/or contact our Support team</p>

ahead of purchase. Recommended alternatives for this product can be found below, as well as customer reviews and Q&As.

## Properties

---

<b>Form</b>	Liquid
<b>Storage instructions</b>	Shipped at 4°C. Store at +4°C short term (1-2 weeks). Upon delivery aliquot. Store at -20°C long term. Avoid freeze / thaw cycle.
<b>Storage buffer</b>	pH: 7.40 Constituents: 50% Glycerol (glycerin, glycerine), PBS, 0.03% Proclin 300
<b>Purity</b>	Protein G purified
<b>Purification notes</b>	Purity >95%
<b>Clonality</b>	Polyclonal
<b>Isotype</b>	IgG

## Applications

---

Our [Abpromise guarantee](#) covers the use of **ab236881** in the following tested applications.

The application notes include recommended starting dilutions; optimal dilutions/concentrations should be determined by the end user.

Application	Abreviews	Notes
WB		1/1000 - 1/5000.
ICC/IF		1/50 - 1/200.

## Target


---

<b>Sequence similarities</b>	Belongs to the tetraspanin (TM4SF) family.
<b>Cellular localization</b>	Membrane.

---

## Images

---



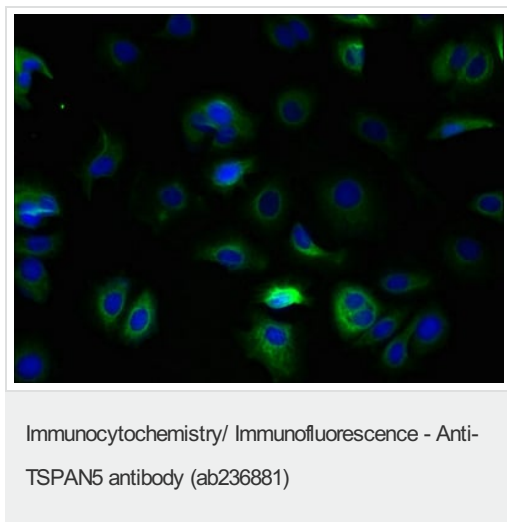
**All lanes :** Anti-TSPAN5 antibody (ab236881) at 1/1000 dilution

**Lane 1 :** Jurkat (Human T cell leukemia cell line from peripheral blood) whole cell lysate

**Lane 2 :** A549 (Human lung carcinoma cell line) whole cell lysate

**Secondary**

**All lanes :** Goat polyclonal to Rabbit IgG at 1/10000 dilution



MCF7 (Human breast adenocarcinoma cell line) cells stained for TSPAN5 (Green) using ab236881 at a 1/100 dilution in ICC/IF. Secondary used is an Alexa-Fluor<sup>®</sup>488-conjugated Goat Anti-Rabbit IgG (H+L).

**Please note:** All products are "FOR RESEARCH USE ONLY. NOT FOR USE IN DIAGNOSTIC PROCEDURES"

**Our Abpromise to you: Quality guaranteed and expert technical support**

- Replacement or refund for products not performing as stated on the datasheet
- Valid for 12 months from date of delivery
- Response to your inquiry within 24 hours

- We provide support in Chinese, English, French, German, Japanese and Spanish
- Extensive multi-media technical resources to help you
- We investigate all quality concerns to ensure our products perform to the highest standards

If the product does not perform as described on this datasheet, we will offer a refund or replacement. For full details of the Abpromise, please visit <https://www.abcam.com/abpromise> or contact our technical team.

### **Terms and conditions**

---

- Guarantee only valid for products bought direct from Abcam or one of our authorized distributors