




Product datasheet

Anti-TZFP/ZBTB32 antibody ab235306

3 Images

Overview

Product name	Anti-TZFP/ZBTB32 antibody
Description	Rabbit polyclonal to TZFP/ZBTB32
Host species	Rabbit
Tested applications	Suitable for: IHC-P, WB
Species reactivity	Reacts with: Mouse, Human Predicted to work with: Chimpanzee 
Immunogen	Recombinant fragment corresponding to Human TZFP/ZBTB32 aa 1-294. Sequence: MSLPPIRLPSPYGS DRLVQLAARLRPALCDTLITVGSQEFP AHSLVLAGV SQQLGRRGQWALGEGISPSTFAQLLN FVYGESVELQPGE LRPLQE AARAL GVQSLEEACWRARGDRAKKPDPGLKKHQEEPEKPSRN PERELGDPGEKQK PEQVSRTGGREQEMLHKHSPPRGRPEMAGATQEAQQE QTRSKEKRLQAPV GQRGADGKHGVL TWLRENPGGSEESLRKLP GPLPPAGS LQTSVTPRPSWA EAPWL VGGQPALWSILLMPPRYGIPFYHSTPTTGAWQEV WREQR Database link: Q9Y2Y4  Run BLAST with  Run BLAST with
Positive control	WB: Mouse brain tissue lysate; Jurkat whole cell lysate (ab7899). IHC-P: Human adrenal gland and testis tissues.
General notes	This product was previously labelled as TZFP

Reproducibility is key to advancing scientific discovery and accelerating scientists' next breakthrough.

Abcam is leading the way with our range of recombinant antibodies, knockout-validated antibodies and knockout cell lines, all of which support improved reproducibility.

We are also planning to innovate the way in which we present recommended applications and

species on our product datasheets, so that only applications & species that have been tested in our own labs, our suppliers or by selected trusted collaborators are covered by our Abpromise™ guarantee.

In preparation for this, we have started to update the applications & species that this product is Abpromise guaranteed for.

We are also updating the applications & species that this product has been “predicted to work with,” however this information is not covered by our Abpromise guarantee.

Applications & species from publications and Abreviews that have not been tested in our own labs or in those of our suppliers are not covered by the Abpromise guarantee.

Please check that this product meets your needs before purchasing. If you have any questions, special requirements or concerns, please send us an inquiry and/or contact our Support team ahead of purchase. Recommended alternatives for this product can be found below, as well as customer reviews and Q&As.

Properties

Form	Liquid
Storage instructions	Shipped at 4°C. Store at +4°C short term (1-2 weeks). Upon delivery aliquot. Store at -20°C long term. Avoid freeze / thaw cycle.
Storage buffer	pH: 7.40 Constituents: 50% Glycerol (glycerin, glycerine), PBS, 0.03% Proclin 300
Purity	Protein G purified
Purification notes	Purity >95%
Clonality	Polyclonal
Isotype	IgG

Applications

Our [Abpromise guarantee](#) covers the use of **ab235306** in the following tested applications.

The application notes include recommended starting dilutions; optimal dilutions/concentrations should be determined by the end user.

Application	Abreviews	Notes
IHC-P		1/20 - 1/200.
WB		1/500 - 1/2000. Predicted molecular weight: 53 kDa.

Target

Function	DNA-binding protein that binds to the to a 5'-TGTACAGTGT-3' core sequence. May function as a transcriptional transactivator and transcriptional repressor. Probably exerts its repressor effect by preventing GATA3 from binding to DNA. May play a role in regulating the differentiation and activation of helper T cells.
Tissue specificity	Predominantly expressed in testis. Some isoforms are ubiquitously expressed.

Sequence similarities

Belongs to the krueppel C2H2-type zinc-finger protein family.
Contains 1 BTB (POZ) domain.
Contains 3 C2H2-type zinc fingers.

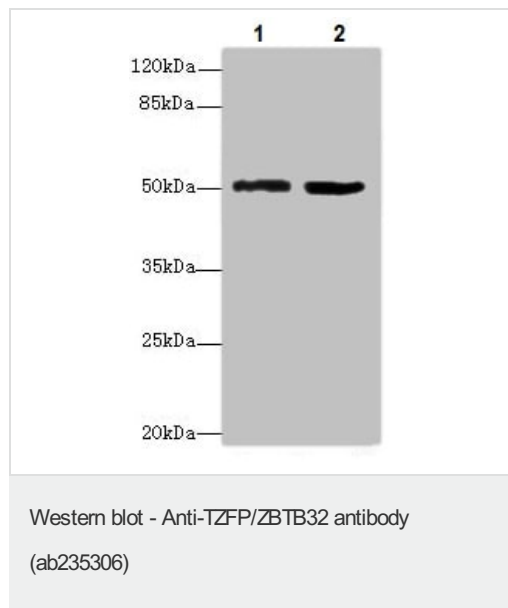
Domain

The C-terminal zinc finger domain functions as a transcriptional transactivator.
The BTB (POZ) domain possesses repressor activity.

Cellular localization

Nucleus. Located in nuclear speckles.

Images



All lanes : Anti-TZFP/ZBTB32 antibody (ab235306) at 1/5000 dilution

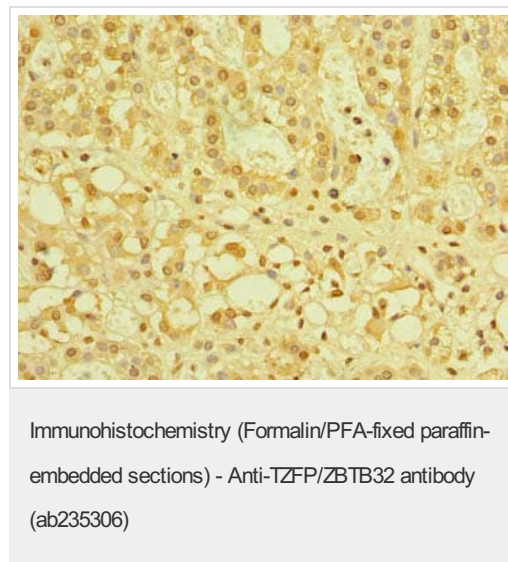
Lane 1 : Mouse brain tissue lysate

Lane 2 : Jurkat (human T cell leukemia cell line from peripheral blood) whole cell lysate

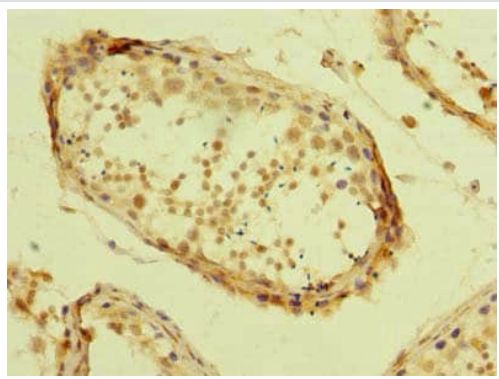
Secondary

All lanes : Goat polyclonal to Rabbit IgG at 1/10000 dilution

Predicted band size: 53 kDa



Paraffin-embedded human adrenal gland tissue stained for TZFP/ZBTB32 using ab235306 at 1/100 dilution in immunohistochemical analysis.



Paraffin-embedded human testis tissue stained for TZFP/ZBTB32 using ab235306 at 1/100 dilution in immunohistochemical analysis.

Immunohistochemistry (Formalin/PFA-fixed paraffin-embedded sections) - Anti-TZFP/ZBTB32 antibody (ab235306)

Please note: All products are "FOR RESEARCH USE ONLY. NOT FOR USE IN DIAGNOSTIC PROCEDURES"

Our Abpromise to you: Quality guaranteed and expert technical support

- Replacement or refund for products not performing as stated on the datasheet
- Valid for 12 months from date of delivery
- Response to your inquiry within 24 hours
- We provide support in Chinese, English, French, German, Japanese and Spanish
- Extensive multi-media technical resources to help you
- We investigate all quality concerns to ensure our products perform to the highest standards

If the product does not perform as described on this datasheet, we will offer a refund or replacement. For full details of the Abpromise, please visit <https://www.abcam.com/abpromise> or contact our technical team.

Terms and conditions

- Guarantee only valid for products bought direct from Abcam or one of our authorized distributors