




Product datasheet

Anti-UBA5 antibody ab177507

2 Images

Overview

<b>Product name</b>	Anti-UBA5 antibody
<b>Description</b>	Rabbit polyclonal to UBA5
<b>Host species</b>	Rabbit
<b>Tested applications</b>	<b>Suitable for:</b> WB, IP
<b>Species reactivity</b>	<b>Reacts with:</b> Human <b>Predicted to work with:</b> Cow, Chimpanzee, Gorilla 
<b>Immunogen</b>	Synthetic peptide within Human UBA5 aa 325-375. The exact sequence is proprietary. (NP_079094.1) Sequence: QEVIQEEEEIIHEDNEWGIELVSEVSEEEELKNFSGPVPDLP EGITV AYTIP  Database link: <a href="#">Q9GZZ9</a>   <a href="#">Run BLAST with</a>  <a href="#">Run BLAST with</a>
<b>Positive control</b>	Jurkat, 293T and HeLa whole cell lysates.
<b>General notes</b>	<p>Reproducibility is key to advancing scientific discovery and accelerating scientists' next breakthrough.</p> <p>Abcam is leading the way with our range of recombinant antibodies, knockout-validated antibodies and knockout cell lines, all of which support improved reproducibility.</p> <p>We are also planning to innovate the way in which we present recommended applications and species on our product datasheets, so that only applications &amp; species that have been tested in our own labs, our suppliers or by selected trusted collaborators are covered by our Abpromise™ guarantee.</p> <p>In preparation for this, we have started to update the applications &amp; species that this product is Abpromise guaranteed for.</p> <p>We are also updating the applications &amp; species that this product has been “predicted to work with,” however this information is not covered by our Abpromise guarantee.</p> <p>Applications &amp; species from publications and Abreviews that have not been tested in our own labs or in those of our suppliers are not covered by the Abpromise guarantee.</p> <p>Please check that this product meets your needs before purchasing. If you have any questions, special requirements or concerns, please send us an inquiry and/or contact our Support team ahead of purchase. Recommended alternatives for this product can be found below, as well as</p>

customer reviews and Q&As.

## Properties

---

<b>Form</b>	Liquid
<b>Storage instructions</b>	Shipped at 4°C. Store at +4°C short term (1-2 weeks). Upon delivery aliquot. Store at -20°C long term. Avoid freeze / thaw cycle.
<b>Storage buffer</b>	pH: 7 Preservative: 0.09% Sodium azide Constituent: 99% Tris citrate/phosphate
	pH 7 - 8
<b>Purity</b>	Immunogen affinity purified
<b>Clonality</b>	Polyclonal
<b>Isotype</b>	IgG

## Applications

---

Our [Abpromise guarantee](#) covers the use of **ab177507** in the following tested applications.

The application notes include recommended starting dilutions; optimal dilutions/concentrations should be determined by the end user.

Application	Abreviews	Notes
WB		1/1000 - 1/5000. Predicted molecular weight: 45 kDa.
IP		Use at 2-10 µg/mg of lysate.

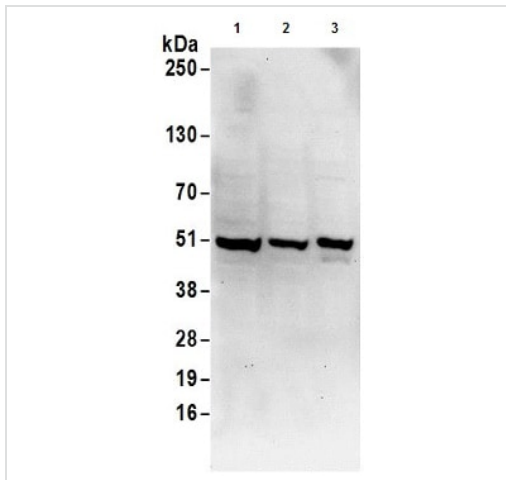
## Target

---

<b>Function</b>	E1-like enzyme which activates UFM1 and SUMO2.
<b>Tissue specificity</b>	Widely expressed.
<b>Sequence similarities</b>	Belongs to the ubiquitin-activating E1 family. UBA5 subfamily.
<b>Cellular localization</b>	Cytoplasm. Nucleus. Localizes mainly in cytoplasm, while it mainly localizes to the nucleus in presence of SUMO2.

## Images

---



Western blot - Anti-UBA5 antibody (ab177507)

**All lanes :** Anti-UBA5 antibody (ab177507) at 0.4 µg/ml

**Lane 1 :** Jurkat whole cell lysate

**Lane 2 :** 293T whole cell lysate

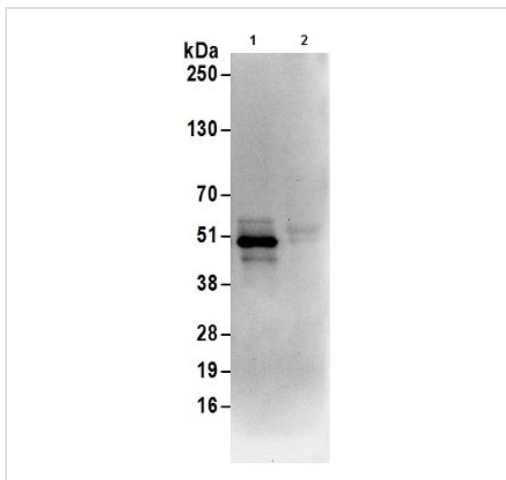
**Lane 3 :** HeLa whole cell lysate

Lysates/proteins at 50 µg per lane.

Developed using the ECL technique.

**Predicted band size:** 45 kDa

**Exposure time:** 30 seconds



Immunoprecipitation - Anti-UBA5 antibody (ab177507)

Detection of UBA5 in Immunoprecipitates of Jurkat whole cell lysates (1 mg for IP, 20% of IP loaded) using ab177507 at 6 µg/mg lysate for IP (Lane 1). For WB detection ab177507 was used at 1 µg/ml. Lane 2 represents control IgG IP. Detection: Chemiluminescence with an exposure time of 10 seconds.

**Please note:** All products are "FOR RESEARCH USE ONLY. NOT FOR USE IN DIAGNOSTIC PROCEDURES"

### Our Abpromise to you: Quality guaranteed and expert technical support

- Replacement or refund for products not performing as stated on the datasheet
- Valid for 12 months from date of delivery
- Response to your inquiry within 24 hours
- We provide support in Chinese, English, French, German, Japanese and Spanish

- Extensive multi-media technical resources to help you
- We investigate all quality concerns to ensure our products perform to the highest standards

If the product does not perform as described on this datasheet, we will offer a refund or replacement. For full details of the Abpromise, please visit <https://www.abcam.com/abpromise> or contact our technical team.

### **Terms and conditions**

---

- Guarantee only valid for products bought direct from Abcam or one of our authorized distributors