


Product datasheet

Anti-VAV2 antibody - C-terminal ab226955

3 Images

Overview

<b>Product name</b>	Anti-VAV2 antibody - C-terminal
<b>Description</b>	Rabbit polyclonal to VAV2 - C-terminal
<b>Host species</b>	Rabbit
<b>Tested applications</b>	<b>Suitable for:</b> WB, IP
<b>Species reactivity</b>	<b>Reacts with:</b> Mouse, Human <b>Predicted to work with:</b> Rat, Chicken, Rhesus monkey 
<b>Immunogen</b>	Recombinant fragment within Human VAV2 (C terminal). The exact sequence is proprietary. Database link: <a href="#">P52735</a>
<b>Positive control</b>	IP: HepG2 whole cell extract. WB: HEK-293T, A431, HeLa and HepG2 whole cell extracts; Mouse olfactory bulb tissue extract.

Properties

<b>Form</b>	Liquid
<b>Storage instructions</b>	Shipped at 4°C. Store at +4°C short term (1-2 weeks). Upon delivery aliquot. Store at -20°C long term. Avoid freeze / thaw cycle.
<b>Storage buffer</b>	pH: 7.00 Preservative: 0.025% Proclin Constituents: PBS, 20% Glycerol
<b>Purity</b>	Immunogen affinity purified
<b>Clonality</b>	Polyclonal
<b>Isotype</b>	IgG

Applications

Our [Abpromise guarantee](#) covers the use of **ab226955** in the following tested applications.

The application notes include recommended starting dilutions; optimal dilutions/concentrations should be determined by the end user.

Application	Abreviews	Notes
WB		1/500 - 1/3000. Predicted molecular weight: 101 kDa.

Application	Abreviews	Notes
IP		1/100 - 1/705.

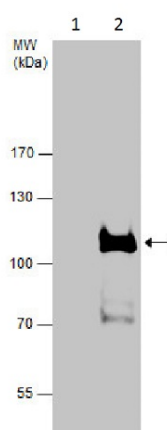
## Target

**Function** Guanine nucleotide exchange factor for the Rho family of Ras-related GTPases. Plays an important role in angiogenesis. Its recruitment by phosphorylated EPHA2 is critical for EFNA1-induced RAC1 GTPase activation and vascular endothelial cell migration and assembly.

**Tissue specificity** Widely expressed.

**Sequence similarities** Contains 1 CH (calponin-homology) domain.  
 Contains 1 DH (DBL-homology) domain.  
 Contains 1 PH domain.  
 Contains 1 phorbol-ester/DAG-type zinc finger.  
 Contains 1 SH2 domain.  
 Contains 2 SH3 domains.

## Images

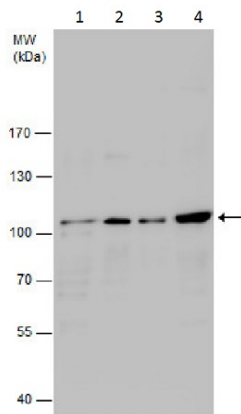


VAV2 was immunoprecipitated from HepG2 (human liver hepatocellular carcinoma cell line) whole cell extract using 5 µg of ab226955. Western blot was performed from the immunoprecipitate using ab226955.

**Lane 1:** Control IgG IP in HepG2 whole cell extract.

**Lane 2:** ab226955 IP in HepG2 whole cell extract.

Immunoprecipitation - Anti-VAV2 antibody - C-terminal (ab226955)



Western blot - Anti-VAV2 antibody - C-terminal (ab226955)

**All lanes :** Anti-VAV2 antibody - C-terminal (ab226955) at 1/1000 dilution

**Lane 1 :** HEK-293T (human epithelial cell line from embryonic kidney transformed with large T antigen) whole cell extract

**Lane 2 :** A431 (human epidermoid carcinoma cell line) whole cell extract

**Lane 3 :** HeLa (human epithelial cell line from cervix adenocarcinoma) whole cell extract

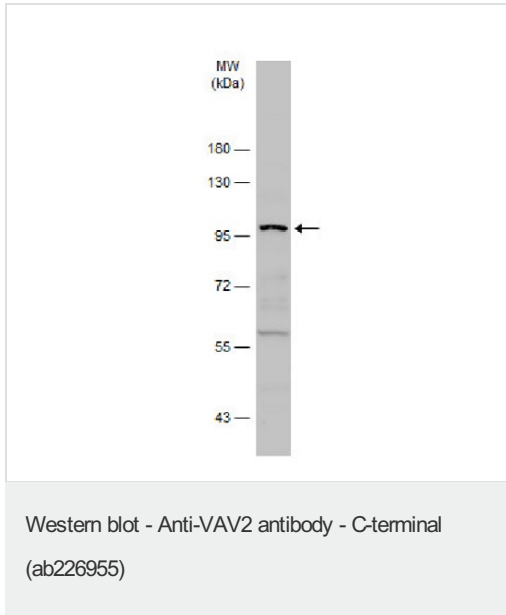
**Lane 4 :** HepG2 (human liver hepatocellular carcinoma cell line) whole cell extract

Lysates/proteins at 30 µg per lane.

Developed using the ECL technique.

**Predicted band size:** 101 kDa

7.5% SDS-PAGE



Anti-VAV2 antibody - C-terminal (ab226955) at 1/3000 dilution +  
Mouse olfactory bulb tissue extract at 50 µg

**Secondary**

HRP-conjugated anti-rabbit IgG

Developed using the ECL technique.

**Predicted band size:** 101 kDa

7.5% SDS-PAGE gel.

**Please note:** All products are "FOR RESEARCH USE ONLY. NOT FOR USE IN DIAGNOSTIC PROCEDURES"

**Our Abpromise to you: Quality guaranteed and expert technical support**

---

- Replacement or refund for products not performing as stated on the datasheet
- Valid for 12 months from date of delivery
- Response to your inquiry within 24 hours
  
- We provide support in Chinese, English, French, German, Japanese and Spanish
- Extensive multi-media technical resources to help you
- We investigate all quality concerns to ensure our products perform to the highest standards

If the product does not perform as described on this datasheet, we will offer a refund or replacement. For full details of the Abpromise, please visit <https://www.abcam.com/abpromise> or contact our technical team.

**Terms and conditions**

---

- Guarantee only valid for products bought direct from Abcam or one of our authorized distributors