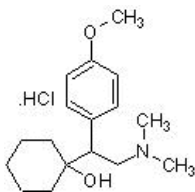


Product datasheet

Venlafaxine hydrochloride, Serotonin-norepinephrine reuptake inhibitor ab120715

2 Images

Overview

Product name	Venlafaxine hydrochloride, Serotonin-norepinephrine reuptake inhibitor
Description	Serotonin-norepinephrine reuptake inhibitor
Biological description	Serotonin-norepinephrine reuptake inhibitor. K_i values are 82 and 2480 nM for SERT and NET, respectively. Displays 30-fold higher affinity for SERT than NET <i>in vitro</i> . Antidepressant.
Purity	> 99%
General notes	This product is reported to be light sensitive
CAS Number	99300-78-4
Chemical structure	

Properties

Chemical name	1-[2-(Dimethylamino)-1-(4-methoxyphenyl)ethyl]cyclohexanol hydrochloride
Molecular weight	313.87
Molecular formula	$C_{17}H_{27}NO_2.HCl$
Storage instructions	Store at Room Temperature. The product can be stored for up to 12 months.
Solubility overview	Soluble in water to 100 mM and in DMSO to 50 mM
Handling	<p>Wherever possible, you should prepare and use solutions on the same day. However, if you need to make up stock solutions in advance, we recommend that you store the solution as aliquots in tightly sealed vials at $-20^{\circ}C$. Generally, these will be useable for up to one month. Before use, and prior to opening the vial we recommend that you allow your product to equilibrate to room temperature for at least 1 hour.</p> <p>Need more advice on solubility, usage and handling? Please visit our frequently asked questions (FAQ) page for more details.</p>
Source	Synthetic

Applications

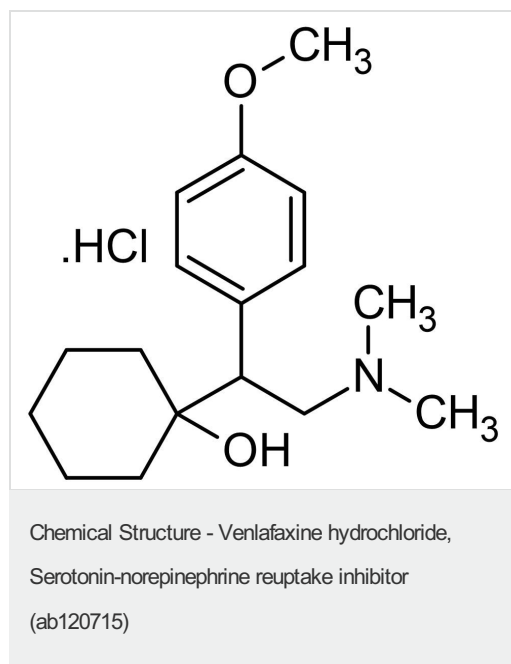
The Abpromise guarantee

Our [Abpromise guarantee](#) covers the use of ab120715 in the following tested applications.

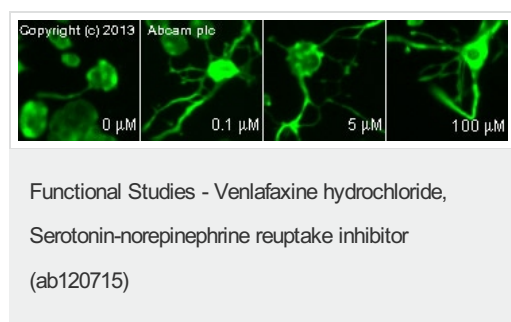
The application notes include recommended starting dilutions; optimal dilutions/concentrations should be determined by the end user.

Application	Abreviews	Notes
Functional Studies		Use at an assay dependent concentration.

Images



2D chemical structure image of ab120715, Venlafaxine hydrochloride, Serotonin-norepinephrine reuptake inhibitor



[ab18207](#) staining beta III tubulin in PC-12 cells treated with venlafaxine hydrochloride (ab120715), by ICC/IF. Increase in the number and length of neurites (stained with beta III tubulin) correlates with increased concentration of venlafaxine hydrochloride, as described in literature.

The NGF treated cells were incubated at 37°C for 6 hour in media containing different concentrations of ab120715 (venlafaxine hydrochloride) in DMSO, fixed with 4% formaldehyde for 10 minutes at room temperature and blocked with PBS containing 10% goat serum, 0.3 M glycine, 1% BSA and 0.1% tween for 2h at room temperature. Staining of the treated cells with [ab18207](#) (1 µg/ml) was performed overnight at 4°C in PBS containing 1% BSA and 0.1% tween. A DyLight 488 anti-rabbit polyclonal antibody ([ab96899](#)) at 1/250 dilution was used as the secondary antibody.

Our Abpromise to you: Quality guaranteed and expert technical support

- Replacement or refund for products not performing as stated on the datasheet
- Valid for 12 months from date of delivery
- Response to your inquiry within 24 hours

- We provide support in Chinese, English, French, German, Japanese and Spanish
- Extensive multi-media technical resources to help you
- We investigate all quality concerns to ensure our products perform to the highest standards

If the product does not perform as described on this datasheet, we will offer a refund or replacement. For full details of the Abpromise, please visit <https://www.abcam.com/abpromise> or contact our technical team.

Terms and conditions

- Guarantee only valid for products bought direct from Abcam or one of our authorized distributors
- Abcam biochemicals are novel compounds and we have not tested their biological activity in house. Please use the literature to identify how to use these products effectively. If you require further assistance please contact the scientific support team