



Product datasheet

Anti-VHLL antibody ab238681

2 Images

Overview

<b>Product name</b>	Anti-VHLL antibody
<b>Description</b>	Rabbit polyclonal to VHLL
<b>Host species</b>	Rabbit
<b>Tested applications</b>	<b>Suitable for:</b> IHC-P
<b>Species reactivity</b>	<b>Reacts with:</b> Human
<b>Immunogen</b>	<p>Recombinant full length protein corresponding to Human VHLL aa 1-139.            Sequence:</p> <p>MPWRAGNGVGLEAQAGTQEAGPEEYCQEELGAE            MAARAAWPVLRVNS            RELSRIICNHSPRVLVWLNYYGKLLPYLTLLPGRDFRI            HNFRRSHPWL            FRDARTHDKLLVNQTELFVSSNVNGQPVFANITLQCI            P</p> <p>Database link: <a href="#">Q6RSH7</a></p> <p style="text-align: right;"> <a href="#">Run BLAST with</a>       <a href="#">Run BLAST with</a></p>
<b>Positive control</b>	IHC-P: Human placenta and endometrial cancer tissue.

Properties

<b>Form</b>	Liquid
<b>Storage instructions</b>	Shipped at 4°C. Store at +4°C short term (1-2 weeks). Upon delivery aliquot. Store at -20°C long term. Avoid freeze / thaw cycle.
<b>Storage buffer</b>	<p>pH: 7.4            Preservative: 0.03% Proclin            Constituents: 50% Glycerol, PBS</p>
<b>Purity</b>	Protein G purified
<b>Purification notes</b>	Purity >95%
<b>Clonality</b>	Polyclonal
<b>Isotype</b>	IgG

## Applications

Our [Abpromise guarantee](#) covers the use of **ab238681** in the following tested applications.

The application notes include recommended starting dilutions; optimal dilutions/concentrations should be determined by the end user.

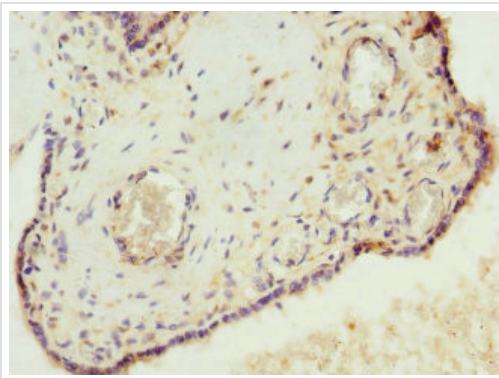
Application	Abreviews	Notes
IHC-P		1/20 - 1/200.

## Target

**Relevance** Functions as a dominant-negative VHL to serve as a protector of HIFalpha.

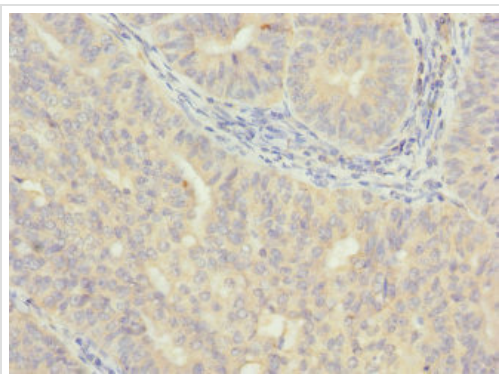
**Cellular localization** Nuclear

## Images



Paraffin-embedded human placenta tissue stained for VHLL using ab238681 at 1/100 dilution in immunohistochemical analysis.

Immunohistochemistry (Formalin/PFA-fixed paraffin-embedded sections) - Anti-VHLL antibody (ab238681)



Paraffin-embedded human endometrial cancer tissue stained for VHLL using ab238681 at 1/100 dilution in immunohistochemical analysis.

Immunohistochemistry (Formalin/PFA-fixed paraffin-embedded sections) - Anti-VHLL antibody (ab238681)

### **Our Abpromise to you: Quality guaranteed and expert technical support**

---

- Replacement or refund for products not performing as stated on the datasheet
- Valid for 12 months from date of delivery
- Response to your inquiry within 24 hours
  
- We provide support in Chinese, English, French, German, Japanese and Spanish
- Extensive multi-media technical resources to help you
- We investigate all quality concerns to ensure our products perform to the highest standards

If the product does not perform as described on this datasheet, we will offer a refund or replacement. For full details of the Abpromise, please visit <https://www.abcam.com/abpromise> or contact our technical team.

### **Terms and conditions**

---

- Guarantee only valid for products bought direct from Abcam or one of our authorized distributors