

Product datasheet

Anti-VIP antibody [02] ab30680

[1 References](#) [4 Images](#)

Overview

Product name	Anti-VIP antibody [02]
Description	Mouse monoclonal [02] to VIP
Host species	Mouse
Tested applications	Suitable for: ELISA, IHC-P
Species reactivity	Reacts with: Rat, Cow, Human, Pig
Immunogen	Synthetic peptide corresponding to Human VIP.

General notes

Fusion partner: SP2mIL6.

The Life Science industry has been in the grips of a reproducibility crisis for a number of years. Abcam is leading the way in addressing this with our range of recombinant monoclonal antibodies and knockout edited cell lines for gold-standard validation. Please check that this product meets your needs before purchasing.

If you have any questions, special requirements or concerns, please send us an inquiry and/or contact our Support team ahead of purchase. Recommended alternatives for this product can be found below, along with publications, customer reviews and Q&As

Properties

Form	Liquid
Storage instructions	Shipped at 4°C. Store at +4°C short term (1-2 weeks). Store at -20°C or -80°C. Avoid freeze / thaw cycle.
Storage buffer	pH: 7.40 Preservative: 0.097% Sodium azide Constituents: 0.0268% PBS, 0.87% Sodium chloride
Purity	Protein A purified
Primary antibody notes	Fusion partner: SP2mIL6.
Clonality	Monoclonal
Clone number	02
Isotype	IgG1
Light chain type	kappa

Applications

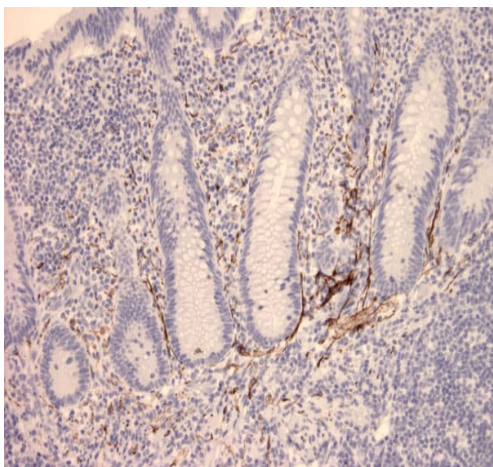
The Abpromise guarantee Our [Abpromise guarantee](#) covers the use of ab30680 in the following tested applications. The application notes include recommended starting dilutions; optimal dilutions/concentrations should be determined by the end user.

Application	Abreviews	Notes
ELISA		Use at an assay dependent concentration. This dilution applies to VIP coated directly at 2 ug/mL. For glutaraldehyde linked VIP ovalbumin (molar ratio 4:1) coated at 2 ug/mL, the dilution is 1/32,000.
IHC-P		1/100.

Target

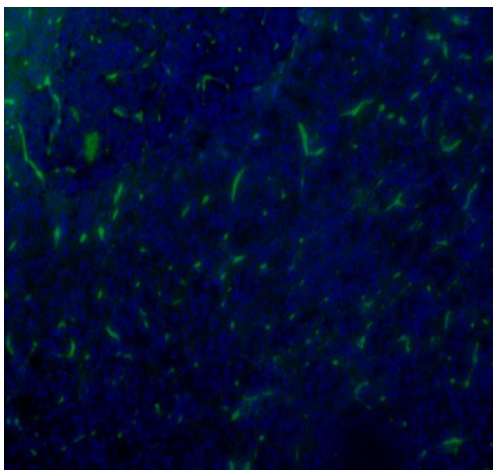
Function	VIP causes vasodilation, lowers arterial blood pressure, stimulates myocardial contractility, increases glycogenolysis and relaxes the smooth muscle of trachea, stomach and gall bladder. PHM and PHV also cause vasodilation.
Sequence similarities	Belongs to the glucagon family.
Cellular localization	Secreted.

Images



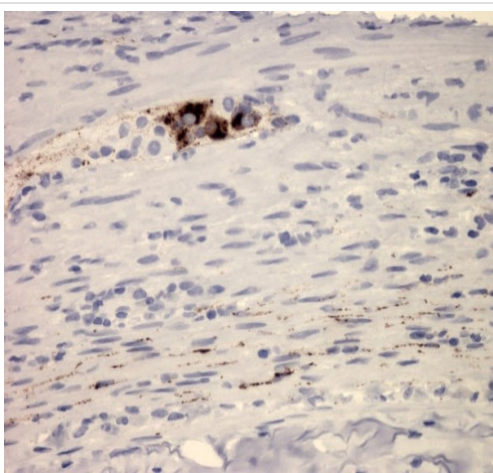
Immunohistochemistry (Formalin/PFA-fixed paraffin-embedded sections) analysis of human appendix tissue labelling VIP with ab30680 at a dilution of 1/100.

Immunohistochemistry (Formalin/PFA-fixed paraffin-embedded sections) - Anti-VIP antibody [02] (ab30680)



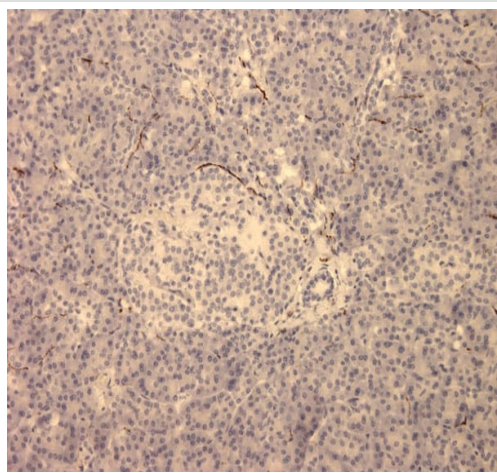
Immunohistochemistry (Formalin/PFA-fixed paraffin-embedded sections) analysis of human pancreas tissue labelling VIP with ab30680 at a dilution of 1/100. Signal is strong in the nerves of the exocrine part of the pancreas.

Immunohistochemistry (Formalin/PFA-fixed paraffin-embedded sections) - Anti-VIP antibody [02] (ab30680)



Immunohistochemistry (Formalin/PFA-fixed paraffin-embedded sections) analysis of human appendix tissue labelling VIP with ab30680 at a dilution of 1/100.

Immunohistochemistry (Formalin/PFA-fixed paraffin-embedded sections) - Anti-VIP antibody [02] (ab30680)



Immunohistochemistry (Formalin/PFA-fixed paraffin-embedded sections) analysis of human pancreas tissue labelling VIP with ab30680 at a dilution of 1/100.

Immunohistochemistry (Formalin/PFA-fixed paraffin-embedded sections) - Anti-VIP antibody [02] (ab30680)

Please note: All products are "FOR RESEARCH USE ONLY. NOT FOR USE IN DIAGNOSTIC PROCEDURES"

Our Abpromise to you: Quality guaranteed and expert technical support

- Replacement or refund for products not performing as stated on the datasheet
- Valid for 12 months from date of delivery
- Response to your inquiry within 24 hours

- We provide support in Chinese, English, French, German, Japanese and Spanish
- Extensive multi-media technical resources to help you
- We investigate all quality concerns to ensure our products perform to the highest standards

If the product does not perform as described on this datasheet, we will offer a refund or replacement. For full details of the Abpromise, please visit <https://www.abcam.com/abpromise> or contact our technical team.

Terms and conditions

- Guarantee only valid for products bought direct from Abcam or one of our authorized distributors