

Product datasheet

Anti-WDR67 antibody ab121771

3 Images

Overview

Product name	Anti-WDR67 antibody
Description	Rabbit polyclonal to WDR67
Host species	Rabbit
Tested applications	Suitable for: IHC-P, ICC/IF, WB
Species reactivity	Reacts with: Human
Immunogen	antigen sequence: PLLSCNLKDD FEFFFHHRNN LDINVVIRQV YHLMETTPTD IHPDSMLNVF VALTKGQYPV FNQYPKFVD YQTQERERIR NDELDYLRER QTVEDMQAKV, corresponding to amino acids 617-716 of Human WDR67.

[Run BLAST with ExPASy](#) [Run BLAST with NCBI](#)

Positive control Human testis tissue.

General notes

Reproducibility is key to advancing scientific discovery and accelerating scientists' next breakthrough.

Abcam is leading the way with our range of recombinant antibodies, knockout-validated antibodies and knockout cell lines, all of which support improved reproducibility.

We are also planning to innovate the way in which we present recommended applications and species on our product datasheets, so that only applications & species that have been tested in our own labs, our suppliers or by selected trusted collaborators are covered by our Abpromise™ guarantee.

In preparation for this, we have started to update the applications & species that this product is Abpromise guaranteed for.

We are also updating the applications & species that this product has been “predicted to work with,” however this information is not covered by our Abpromise guarantee.

Applications & species from publications and Abreviews that have not been tested in our own labs or in those of our suppliers are not covered by the Abpromise guarantee.

Please check that this product meets your needs before purchasing. If you have any questions, special requirements or concerns, please send us an inquiry and/or contact our Support team ahead of purchase. Recommended alternatives for this product can be found below, as well as customer reviews and Q&As.

Properties

Form	Liquid
Storage instructions	Shipped at 4°C. Upon delivery aliquot and store at -20°C. Avoid freeze / thaw cycles.
Storage buffer	pH: 7.20 Preservative: 0.02% Sodium azide Constituents: 59% PBS, 40% Glycerol (glycerin, glycerine)
Purity	Immunogen affinity purified
Clonality	Polyclonal
Isotype	IgG

Applications

Our [Abpromise guarantee](#) covers the use of **ab121771** in the following tested applications.

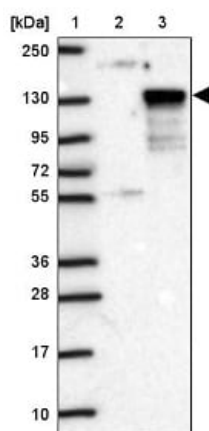
The application notes include recommended starting dilutions; optimal dilutions/concentrations should be determined by the end user.

Application	Abreviews	Notes
IHC-P		1/50 - 1/200. Perform heat mediated antigen retrieval with citrate buffer pH 6 before commencing with IHC staining protocol.
ICC/IF		Use a concentration of 0.25 - 2 µg/ml.
WB		Use a concentration of 0.04 - 0.4 µg/ml. Predicted molecular weight: 124 kDa.

Target

Sequence similarities	Contains 1 Rab-GAP TBC domain. Contains 5 WD repeats.
------------------------------	--

Images



Western blot - Anti-WDR67 antibody (ab121771)

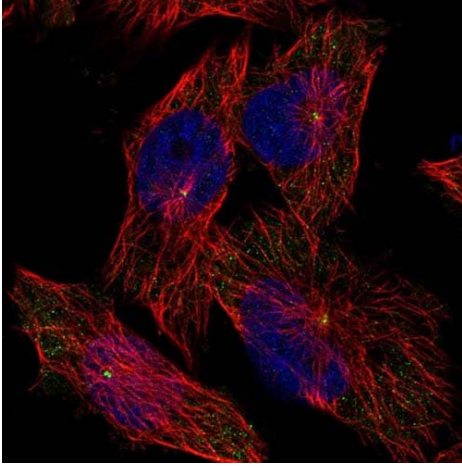
All lanes :

Lane 1 : Lane 1: Marker [kDa] 250, 130, 95, 72, 55, 36, 28, 17, 10

Lane 2 : Negative control (vector only transfected HEK293T lysate)

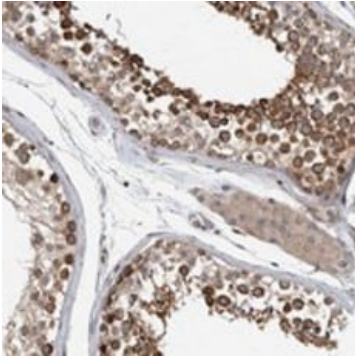
Lane 3 : Over-expression lysate (Co-expressed with a C-terminal myc-DDK tag (~3.1 kDa) in mammalian HEK293T cells, LY407919)

Predicted band size: 124 kDa



Immunocytochemistry/ Immunofluorescence - Anti-WDR67 antibody (ab121771)

Immunofluorescent staining of Human cell line U-251MG shows positivity in centrosome. Recommended concentration of ab121771 1-4 $\mu\text{g/ml}$. Cells treated with PFA/Triton X-100.



Immunohistochemistry (Formalin/PFA-fixed paraffin-embedded sections) - Anti-WDR67 antibody (ab121771)

ab121771 at 1/50 dilution staining WDR67 in paraffin embedded Human testis tissue by Immunohistochemistry.

Please note: All products are "FOR RESEARCH USE ONLY. NOT FOR USE IN DIAGNOSTIC PROCEDURES"

Our Abpromise to you: Quality guaranteed and expert technical support

- Replacement or refund for products not performing as stated on the datasheet
- Valid for 12 months from date of delivery
- Response to your inquiry within 24 hours
- We provide support in Chinese, English, French, German, Japanese and Spanish
- Extensive multi-media technical resources to help you
- We investigate all quality concerns to ensure our products perform to the highest standards

If the product does not perform as described on this datasheet, we will offer a refund or replacement. For full details of the Abpromise, please visit <https://www.abcam.com/abpromise> or contact our technical team.

Terms and conditions

- Guarantee only valid for products bought direct from Abcam or one of our authorized distributors