




Product datasheet

Anti-YIPF4 antibody ab224403

2 Images

Overview

Product name	Anti-YIPF4 antibody
Description	Rabbit polyclonal to YIPF4
Host species	Rabbit
Tested applications	Suitable for: ICC/IF, IHC-P
Species reactivity	Reacts with: Human Predicted to work with: Mouse, Rat, Chicken 
Immunogen	Recombinant fragment corresponding to Human YIPF4 aa 12-105. Sequence: PTNGDFTFVSSADAEDLSGSIASPDVKLNLLGGDFIKESTA TFLRQRGYG WLLEVEDDDPEDNKPLLEELDIDLKDIYKIRCVLMPMPSL GFN Database link: Q9BSR8  Run BLAST with  Run BLAST with
Positive control	IHC-P: Human small intestine tissue. ICC/IF: U-251 MG cells.
General notes	<p>Reproducibility is key to advancing scientific discovery and accelerating scientists' next breakthrough.</p> <p>Abcam is leading the way with our range of recombinant antibodies, knockout-validated antibodies and knockout cell lines, all of which support improved reproducibility.</p> <p>We are also planning to innovate the way in which we present recommended applications and species on our product datasheets, so that only applications & species that have been tested in our own labs, our suppliers or by selected trusted collaborators are covered by our Abpromise™ guarantee.</p> <p>In preparation for this, we have started to update the applications & species that this product is Abpromise guaranteed for.</p> <p>We are also updating the applications & species that this product has been “predicted to work with,” however this information is not covered by our Abpromise guarantee.</p> <p>Applications & species from publications and Abreviews that have not been tested in our own labs or in those of our suppliers are not covered by the Abpromise guarantee.</p> <p>Please check that this product meets your needs before purchasing. If you have any questions, special requirements or concerns, please send us an inquiry and/or contact our Support team</p>

ahead of purchase. Recommended alternatives for this product can be found below, as well as customer reviews and Q&As.

Properties

Form	Liquid
Storage instructions	Shipped at 4°C. Store at +4°C short term (1-2 weeks). Upon delivery aliquot. Store at -20°C long term. Avoid freeze / thaw cycle.
Storage buffer	pH: 7.20 Preservative: 0.02% Sodium azide Constituents: 40% Glycerol (glycerin, glycerine), PBS
Purity	Immunogen affinity purified
Clonality	Polyclonal
Isotype	IgG

Applications

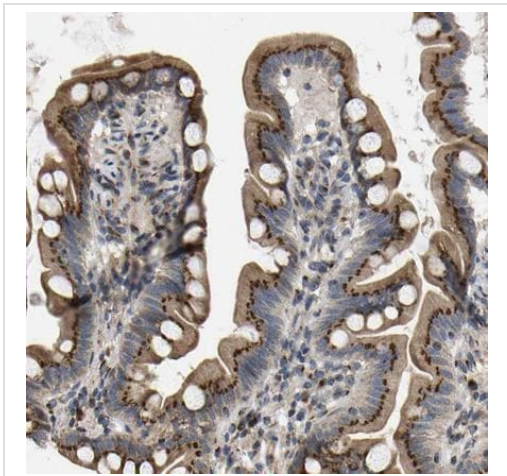
Our [Abpromise guarantee](#) covers the use of **ab224403** in the following tested applications.

The application notes include recommended starting dilutions; optimal dilutions/concentrations should be determined by the end user.

Application	Abreviews	Notes
ICC/IF		Use a concentration of 0.25 - 2 µg/ml. Fixation/Permeabilization: PFA/Triton X-100.
IHC-P		1/200 - 1/500. Perform heat mediated antigen retrieval with citrate buffer pH 6 before commencing with IHC staining protocol.

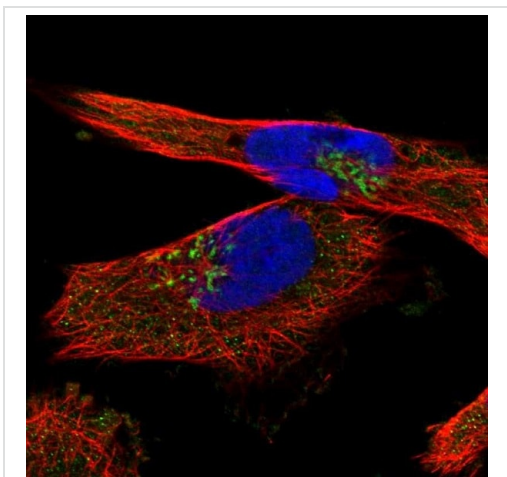
Target

Images



Paraffin-embedded human small intestine tissue stained for YIPF4 using ab224403 at 1/200 dilution in immunohistochemical analysis.

Immunohistochemistry (Formalin/PFA-fixed paraffin-embedded sections) - Anti-YIPF4 antibody (ab224403)



PFA-fixed, Triton X-100 permeabilized U-251 MG (human brain glioma cell line) cells stained for YIPF4 (green) using ab224403 at 4 µg/ml in ICC/IF.

Immunocytochemistry/ Immunofluorescence - Anti-YIPF4 antibody (ab224403)

Please note: All products are "FOR RESEARCH USE ONLY. NOT FOR USE IN DIAGNOSTIC PROCEDURES"

Our Abpromise to you: Quality guaranteed and expert technical support

- Replacement or refund for products not performing as stated on the datasheet
- Valid for 12 months from date of delivery
- Response to your inquiry within 24 hours
- We provide support in Chinese, English, French, German, Japanese and Spanish
- Extensive multi-media technical resources to help you
- We investigate all quality concerns to ensure our products perform to the highest standards

If the product does not perform as described on this datasheet, we will offer a refund or replacement. For full details of the Abpromise, please visit <https://www.abcam.com/abpromise> or contact our technical team.

Terms and conditions

- Guarantee only valid for products bought direct from Abcam or one of our authorized distributors