



Product datasheet

Anti-ZBTB8OS antibody ab237490

3 Images

Overview

Product name	Anti-ZBTB8OS antibody
Description	Rabbit polyclonal to ZBTB8OS
Host species	Rabbit
Tested applications	Suitable for: IHC-P, WB, ICC/IF
Species reactivity	Reacts with: Human
Immunogen	<p>Recombinant full length protein corresponding to Human ZBTB8OS aa 2-136. Sequence:</p> <p>AQEEEDVRDYNL TEEQKAIKAKYPPVNRKYELDHTADVQ LHAWGDTLEE AFEQCAMAMFGYMTDTGTVEPLQTVEVETQGDDLQSLLF HFLDEWLYKFS ADEFFIPRVGRRIFVQAPSGNRSQSNNIFSNAGL</p> <p>Database link: Q8WTO-2</p> <p style="text-align: right;">  Run BLAST with  Run BLAST with </p>
Positive control	WB: HL-60 whole cell lysate. IHC-P: Human spleen tissue. ICC/IF: HepG2 cells.
General notes	<p>Reproducibility is key to advancing scientific discovery and accelerating scientists' next breakthrough.</p> <p>Abcam is leading the way with our range of recombinant antibodies, knockout-validated antibodies and knockout cell lines, all of which support improved reproducibility.</p> <p>We are also planning to innovate the way in which we present recommended applications and species on our product datasheets, so that only applications & species that have been tested in our own labs, our suppliers or by selected trusted collaborators are covered by our Abpromise™ guarantee.</p> <p>In preparation for this, we have started to update the applications & species that this product is Abpromise guaranteed for.</p> <p>We are also updating the applications & species that this product has been "predicted to work with," however this information is not covered by our Abpromise guarantee.</p> <p>Applications & species from publications and Abreviews that have not been tested in our own labs or in those of our suppliers are not covered by the Abpromise guarantee.</p> <p>Please check that this product meets your needs before purchasing. If you have any questions, special requirements or concerns, please send us an inquiry and/or contact our Support team</p>

ahead of purchase. Recommended alternatives for this product can be found below, as well as customer reviews and Q&As.

Properties

Form	Liquid
Storage instructions	Shipped at 4°C. Store at +4°C short term (1-2 weeks). Upon delivery aliquot. Store at -20°C long term. Avoid freeze / thaw cycle.
Storage buffer	pH: 7.40 Constituents: 50% Glycerol (glycerin, glycerine), PBS, 0.03% Proclin 300
Purity	Protein G purified
Purification notes	Purity greater than 95%.
Clonality	Polyclonal
Isotype	IgG

Applications

Our [Abpromise guarantee](#) covers the use of **ab237490** in the following tested applications.


The application notes include recommended starting dilutions; optimal dilutions/concentrations should be determined by the end user.

Application	Abreviews	Notes
IHC-P		1/20 - 1/200.
WB		1/500 - 1/2000. Predicted molecular weight: 16 kDa.
ICC/IF		1/50 - 1/200.

Target

Sequence similarities	Belongs to the archease family.
------------------------------	---------------------------------

Images

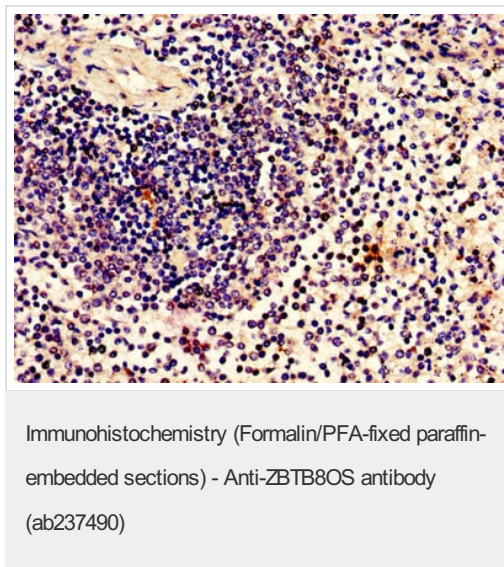


Anti-ZBTB8OS antibody (ab237490) at 1/500 dilution + HL-60
(human promyelocytic leukemia cell line) whole cell lysate

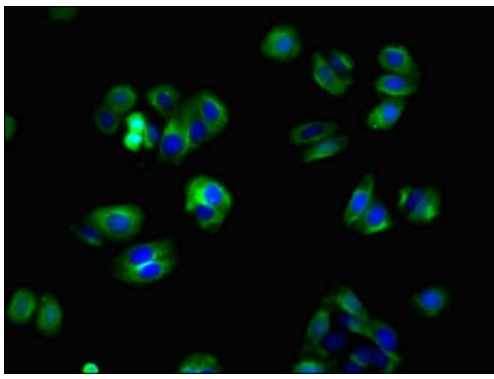
Secondary

Goat polyclonal to rabbit IgG at 1/10000 dilution

Predicted band size: 16 kDa



Paraffin-embedded human spleen tissue stained for ZBTB8OS
using ab237490 at 1/100 dilution in immunohistochemical analysis.



Immunocytochemistry/ Immunofluorescence - Anti-ZBTB8OS antibody (ab237490)

HepG2 (human liver hepatocellular carcinoma cell line) cells stained for ZBTB8OS (green) using ab237490 at 1/100 dilution in ICC/IF, followed by Alexa Fluor 488-conjugated Goat Anti-Rabbit IgG (H+L) secondary antibody.

Please note: All products are "FOR RESEARCH USE ONLY. NOT FOR USE IN DIAGNOSTIC PROCEDURES"

Our Abpromise to you: Quality guaranteed and expert technical support

- Replacement or refund for products not performing as stated on the datasheet
- Valid for 12 months from date of delivery
- Response to your inquiry within 24 hours
- We provide support in Chinese, English, French, German, Japanese and Spanish
- Extensive multi-media technical resources to help you
- We investigate all quality concerns to ensure our products perform to the highest standards

If the product does not perform as described on this datasheet, we will offer a refund or replacement. For full details of the Abpromise, please visit <https://www.abcam.com/abpromise> or contact our technical team.

Terms and conditions

- Guarantee only valid for products bought direct from Abcam or one of our authorized distributors