

Product datasheet

Anti-ZC3H18 antibody ab122673

★★★★★ 2 Abreviews 5 Images

Overview

Product name	Anti-ZC3H18 antibody
Description	Rabbit polyclonal to ZC3H18
Host species	Rabbit
Tested applications	Suitable for: IHC-P, ICC/IF
Species reactivity	Reacts with: Human
Immunogen	antigen sequence: SRDRKSGGRL GSPKPERQRG QNSKAPAAPA DRKRQLSPQS KSSSKVTSVP GKASDPGAAS TKSGKASTLS RREELLKQLK AVEDAIARKR, corresponding to amino acids 857-946 of Human ZC3H18. Run BLAST with ExPASy Run BLAST with NCBI
Positive control	ICC: U-2 OS cells. IHC-P: Human colon, cerebral cortex, lymph node and testis tissues.
General notes	<p>The Life Science industry has been in the grips of a reproducibility crisis for a number of years. Abcam is leading the way in addressing this with our range of recombinant monoclonal antibodies and knockout edited cell lines for gold-standard validation. Please check that this product meets your needs before purchasing.</p> <p>If you have any questions, special requirements or concerns, please send us an inquiry and/or contact our Support team ahead of purchase. Recommended alternatives for this product can be found below, along with publications, customer reviews and Q&As</p>

Properties

Form	Liquid
Storage instructions	Shipped at 4°C. Upon delivery aliquot and store at -20°C. Avoid freeze / thaw cycles.
Storage buffer	pH: 7.20 Preservative: 0.02% Sodium azide Constituents: 40% Glycerol (glycerin, glycerine), 59% PBS
Purity	Immunogen affinity purified
Clonality	Polyclonal
Isotype	IgG

Applications

The Abpromise guarantee

Our [Abpromise guarantee](#) covers the use of ab122673 in the following tested applications.

The application notes include recommended starting dilutions; optimal dilutions/concentrations should be determined by the end user.

Application	Abreviews	Notes
IHC-P		1/200 - 1/500. Perform heat mediated antigen retrieval with citrate buffer pH 6 before commencing with IHC staining protocol.
ICC/IF		Use a concentration of 0.25 - 2 µg/ml.

Target

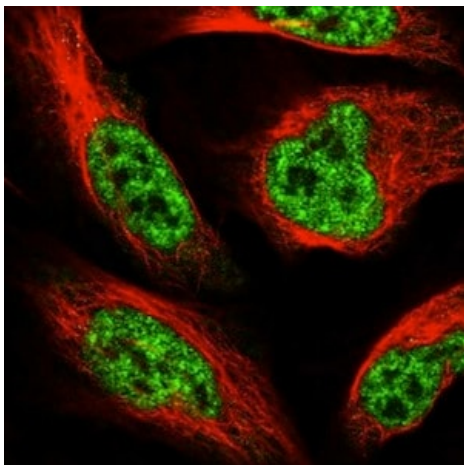
Sequence similarities

Contains 1 C3H1-type zinc finger.

Cellular localization

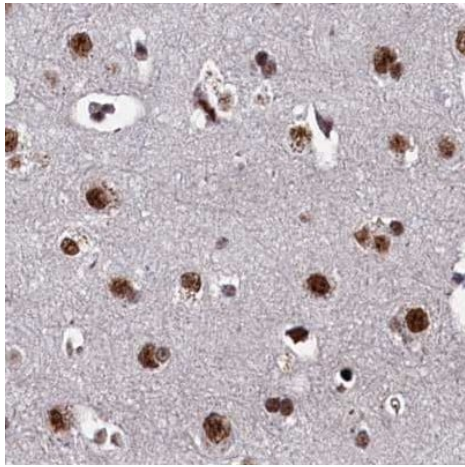
Nucleus.

Images



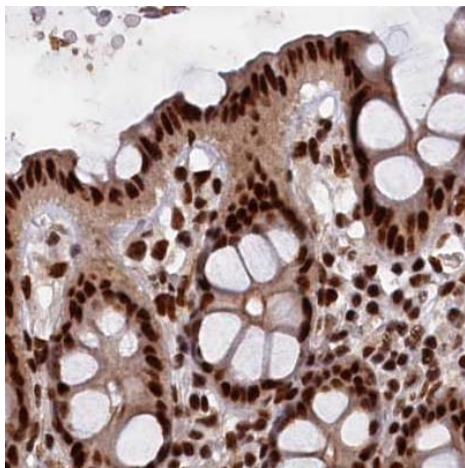
ab122673, at 4 µg/ml staining ZC3H18 in PFA/Triton X-100 fixed/permeabilized U 2 OS cells by Immunofluorescence (green).

Immunocytochemistry/ Immunofluorescence - Anti-ZC3H18 antibody (ab122673)



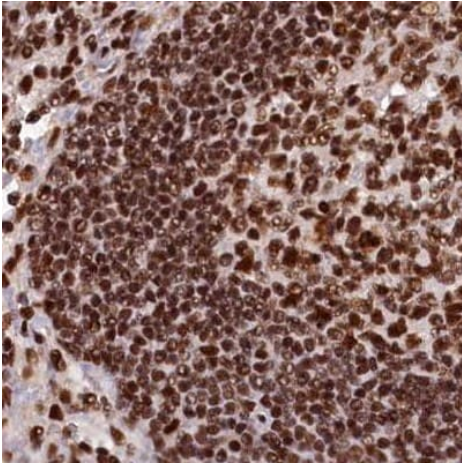
Immunohistochemical analysis of formalin-fixed, paraffin-embedded human cerebral cortex tissue labeling ZC3H18 with ab122673 at 1/500.

Immunohistochemistry (Formalin/PFA-fixed paraffin-embedded sections) - Anti-ZC3H18 antibody (ab122673)



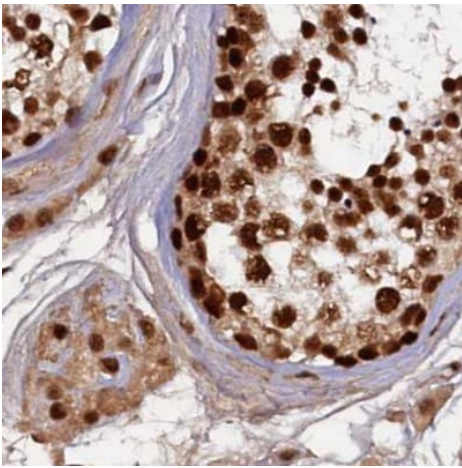
Immunohistochemical analysis of formalin-fixed, paraffin-embedded human colon tissue labeling ZC3H18 with ab122673 at 1/500.

Immunohistochemistry (Formalin/PFA-fixed paraffin-embedded sections) - Anti-ZC3H18 antibody (ab122673)



Immunohistochemical analysis of formalin-fixed, paraffin-embedded human lymph node tissue labeling ZC3H18 with ab122673 at 1/500.

Immunohistochemistry (Formalin/PFA-fixed paraffin-embedded sections) - Anti-ZC3H18 antibody (ab122673)



Immunohistochemical analysis of formalin-fixed, paraffin-embedded human testis tissue labeling ZC3H18 with ab122673 at 1/500.

Immunohistochemistry (Formalin/PFA-fixed paraffin-embedded sections) - Anti-ZC3H18 antibody (ab122673)

Please note: All products are "FOR RESEARCH USE ONLY. NOT FOR USE IN DIAGNOSTIC PROCEDURES"

Our Abpromise to you: Quality guaranteed and expert technical support

- Replacement or refund for products not performing as stated on the datasheet
- Valid for 12 months from date of delivery
- Response to your inquiry within 24 hours

- We provide support in Chinese, English, French, German, Japanese and Spanish
- Extensive multi-media technical resources to help you
- We investigate all quality concerns to ensure our products perform to the highest standards

If the product does not perform as described on this datasheet, we will offer a refund or replacement. For full details of the Abpromise,

please visit <https://www.abcam.com/abpromise> or contact our technical team.

Terms and conditions

- Guarantee only valid for products bought direct from Abcam or one of our authorized distributors