

Product datasheet

Anti-ZCH11 antibody ab244409

[2 Images](#)

Overview

Product name	Anti-ZCH11 antibody
Description	Rabbit polyclonal to ZCH11
Host species	Rabbit

Tested Applications & Species

Application	Species
ICC/IF	Human
IHC-P	Human

[See all applications and species data](#) ↓

Immunogen Recombinant fragment corresponding to Human ZCH11 aa 800-950.
Database link: [Q5TAX3](#)

[Run BLAST with](#)

[Run BLAST with](#)

Positive control ICC/IF: U-251 MG cells. IHC-P: Human smooth muscle tissue.

Properties




Form	Liquid
Storage instructions	Shipped at 4°C. Store at +4°C short term (1-2 weeks). Upon delivery aliquot. Store at -20°C long term. Avoid freeze / thaw cycle.
Storage buffer	pH: 7.20 Preservative: 0.02% Sodium azide Constituents: PBS, 40% Glycerol (glycerin, glycerine)
Purity	Immunogen affinity purified
Clonality	Polyclonal
Isotype	IgG



Applications

The Abpromise guarantee

Our [Abpromise guarantee](#) covers the use of **ab244409** in the following tested applications.

The application notes include recommended starting dilutions; optimal dilutions/concentrations should be determined by the end user.

 Guaranteed Tested applications are guaranteed to work and covered by our Abpromise guarantee.	 Predicted Predicted to work for this combination of applications and species but not guaranteed.	 Incompatible Does not work for this combination of applications and species.
--	--	--

Application	Species
ICC/IF	 Human
IHC-P	 Human

Application	Abreviews	Notes
ICC/IF		Use a concentration of 0.25 - 2 µg/ml. Fixation/Permeabilization: PFA/Triton X-100.
IHC-P		1/20 - 1/50. Perform heat mediated antigen retrieval with citrate buffer pH 6 before commencing with IHC staining protocol.

Target

Function

Uridyltransferase that acts as a suppressor of microRNA (miRNA) biogenesis by specifically mediating the terminal uridylation of some miRNAs. Catalyzes the 3' uridylation of precursor let-7 (pre-let-7), a miRNA precursor. Uridylated pre-let-7 miRNAs fail to be processed by Dicer and undergo degradation. Degradation of pre-let-7 contributes to the maintenance of embryonic stem (ES) cells and is required for ES cells to maintain pluripotency. Does not bind RNA by itself, recruited to pre-let-7 miRNAs via its interaction with LIN28A and LIN28B. Also catalyzes the 3' uridylation of miR-26A, a miRNA that represses IL6 transcript, leading to abrogate IL6 transcript repression and promote cytokine expression. May also suppress Toll-like receptor-induced NF-kappa-B activity via binding to T2BP. Does not play a role in replication-dependent histone mRNA degradation.

Sequence similarities

Belongs to the DNA polymerase type-B-like family.
Contains 3 CCHC-type zinc fingers.
Contains 2 PAP-associated domains.

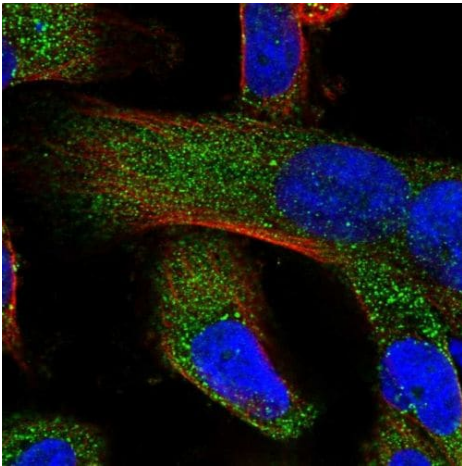
Post-translational modifications

Phosphorylated upon DNA damage, probably by ATM or ATR.

Cellular localization

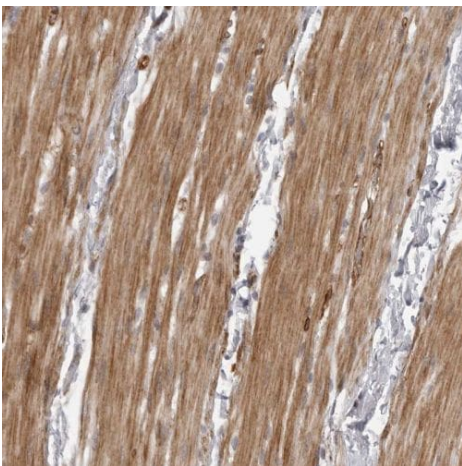
Nucleus. Cytoplasm. Translocates into the cytoplasm following treatment of the cell with LPS.

Images



Immunocytochemistry/ Immunofluorescence - Anti-ZCH11 antibody (ab244409)

PFA-fixed, Triton X-100 permeabilized U-251 MG (human brain glioma cell line) cells stained for ZCH11 (green) using ab244409 at 4 µg/ml in ICC/IF.



Immunohistochemistry (Formalin/PFA-fixed paraffin-embedded sections) - Anti-ZCH11 antibody (ab244409)

Formalin-fixed, paraffin-embedded human smooth muscle tissue stained for ZCH11 with ab244409 at a 1/20 dilution in immunohistochemical analysis.

Please note: All products are "FOR RESEARCH USE ONLY. NOT FOR USE IN DIAGNOSTIC PROCEDURES"

Our Abpromise to you: Quality guaranteed and expert technical support

- Replacement or refund for products not performing as stated on the datasheet
- Valid for 12 months from date of delivery
- Response to your inquiry within 24 hours
- We provide support in Chinese, English, French, German, Japanese and Spanish
- Extensive multi-media technical resources to help you

- We investigate all quality concerns to ensure our products perform to the highest standards

If the product does not perform as described on this datasheet, we will offer a refund or replacement. For full details of the Abpromise, please visit <https://www.abcam.com/abpromise> or contact our technical team.

Terms and conditions

- Guarantee only valid for products bought direct from Abcam or one of our authorized distributors