



Product datasheet

Anti-ZG16B antibody ab231334

2 Images

Overview

<b>Product name</b>	Anti-ZG16B antibody
<b>Description</b>	Rabbit polyclonal to ZG16B
<b>Host species</b>	Rabbit
<b>Tested applications</b>	<b>Suitable for:</b> IHC-P, WB
<b>Species reactivity</b>	<b>Reacts with:</b> Human
<b>Immunogen</b>	<p>Recombinant full length protein (His-tag) corresponding to Human ZG16B aa 53-208. Full length chain, expressed in E.coli. N-terminal tag.</p> <p>Sequence:</p> <p>GKMYGPGGGKYFSTTEDYDHEITGLRVSVGLLLVKSQVK          LGDSWDVKLG          ALGGNTQEVTLQPGEYTKVFVAFQAFLRGMVMYTSKDRY          FYFGKLDGQI          SSAYPSQEGQVLVGIYGQYQLLGIKISIGFEWNYPLEEPTTE          PPVNLTYSA NSPVGR</p> <p>Database link: <a href="#">Q96DA0</a></p> <p style="text-align: right;">  <a href="#">Run BLAST with</a>  <a href="#">Run BLAST with</a> </p>
<b>Positive control</b>	WB: Recombinant human ZG16B protein. IHC-P: Human stomach tissue.
<b>General notes</b>	This product was previously labelled as LOC124220

Reproducibility is key to advancing scientific discovery and accelerating scientists' next breakthrough.

Abcam is leading the way with our range of recombinant antibodies, knockout-validated antibodies and knockout cell lines, all of which support improved reproducibility.

We are also planning to innovate the way in which we present recommended applications and species on our product datasheets, so that only applications & species that have been tested in our own labs, our suppliers or by selected trusted collaborators are covered by our Abpromise™ guarantee.

In preparation for this, we have started to update the applications & species that this product is Abpromise guaranteed for.

We are also updating the applications & species that this product has been “predicted to work with,” however this information is not covered by our Abpromise guarantee.

Applications & species from publications and Abreviews that have not been tested in our own labs or in those of our suppliers are not covered by the Abpromise guarantee.

Please check that this product meets your needs before purchasing. If you have any questions, special requirements or concerns, please send us an inquiry and/or contact our Support team ahead of purchase. Recommended alternatives for this product can be found below, as well as customer reviews and Q&As.

## Properties

---

<b>Form</b>	Liquid
<b>Storage instructions</b>	Shipped at 4°C. Store at +4°C short term (1-2 weeks). Upon delivery aliquot. Store at -20°C long term. Avoid freeze / thaw cycle.
<b>Storage buffer</b>	pH: 7.40 Preservative: 0.02% Sodium azide Constituents: PBS, 50% Glycerol
<b>Purity</b>	Immunogen affinity purified
<b>Purification notes</b>	Antigen-specific affinity chromatography followed by Protein A affinity chromatography.
<b>Clonality</b>	Polyclonal
<b>Isotype</b>	IgG

## Applications

---

Our [Abpromise guarantee](#) covers the use of **ab231334** in the following tested applications.

The application notes include recommended starting dilutions; optimal dilutions/concentrations should be determined by the end user.

Application	Abreviews	Notes
IHC-P		Use a concentration of 5 - 20 µg/ml.
WB		Use a concentration of 0.2 - 2 µg/ml. Predicted molecular weight: 23 kDa.

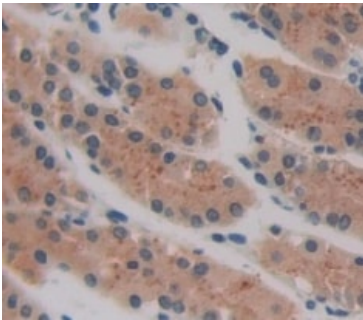
## Target

---

<b>Relevance</b>	This is a hypothetical protein belonging to the jacalin lectin family. It is similar to common salivary protein 1.
------------------	--


## Images

---



Immunohistochemistry (Formalin/PFA-fixed paraffin-embedded sections) - Anti-ZG16B antibody (ab231334)

Formalin-fixed, paraffin-embedded human stomach tissue stained for ZG16B using ab231334 at 20 µg/ml in immunohistochemical analysis. DAB staining.



Western blot - Anti-ZG16B antibody (ab231334)

Anti-ZG16B antibody (ab231334) at 2 µg/ml + Recombinant human ZG16B protein

**Predicted band size: 23 kDa**

**Please note:** All products are "FOR RESEARCH USE ONLY. NOT FOR USE IN DIAGNOSTIC PROCEDURES"

### Our Abpromise to you: Quality guaranteed and expert technical support

- Replacement or refund for products not performing as stated on the datasheet
- Valid for 12 months from date of delivery
- Response to your inquiry within 24 hours
- We provide support in Chinese, English, French, German, Japanese and Spanish
- Extensive multi-media technical resources to help you
- We investigate all quality concerns to ensure our products perform to the highest standards

If the product does not perform as described on this datasheet, we will offer a refund or replacement. For full details of the Abpromise,

please visit <https://www.abcam.com/abpromise> or contact our technical team.

## **Terms and conditions**

---

- Guarantee only valid for products bought direct from Abcam or one of our authorized distributors