


## Product datasheet

# Anti-ZNF148 antibody ab69933

★★★★★ 1 Abreviews 8 References 2 Images

### Overview

---

<b>Product name</b>	Anti-ZNF148 antibody
<b>Description</b>	Rabbit polyclonal to ZNF148
<b>Host species</b>	Rabbit
<b>Tested applications</b>	<b>Suitable for:</b> WB, IHC-P
<b>Species reactivity</b>	<b>Reacts with:</b> Human <b>Predicted to work with:</b> Rat 
<b>Immunogen</b>	Synthetic peptide (Human) from an internal region
<b>General notes</b>	<p>Reproducibility is key to advancing scientific discovery and accelerating scientists' next breakthrough.</p> <p>Abcam is leading the way with our range of recombinant antibodies, knockout-validated antibodies and knockout cell lines, all of which support improved reproducibility.</p> <p>We are also planning to innovate the way in which we present recommended applications and species on our product datasheets, so that only applications &amp; species that have been tested in our own labs, our suppliers or by selected trusted collaborators are covered by our Abpromise™ guarantee.</p> <p>In preparation for this, we have started to update the applications &amp; species that this product is Abpromise guaranteed for.</p> <p>We are also updating the applications &amp; species that this product has been “predicted to work with,” however this information is not covered by our Abpromise guarantee.</p> <p>Applications &amp; species from publications and Abreviews that have not been tested in our own labs or in those of our suppliers are not covered by the Abpromise guarantee.</p> <p>Please check that this product meets your needs before purchasing. If you have any questions, special requirements or concerns, please send us an inquiry and/or contact our Support team ahead of purchase. Recommended alternatives for this product can be found below, as well as customer reviews and Q&amp;As.</p>

### Properties

---

<b>Form</b>	Liquid
<b>Storage instructions</b>	Shipped at 4°C. Upon delivery aliquot and store at -20°C. Avoid freeze / thaw cycles.

<b>Storage buffer</b>	pH: 7.40 Preservative: 0.02% Sodium azide Constituents: 0.87% Sodium chloride, 50% Glycerol (glycerin, glycerine), PBS  Without Mg <sup>2+</sup> and Ca <sup>2+</sup>
<b>Purity</b>	Immunogen affinity purified
<b>Clonality</b>	Polyclonal
<b>Isotype</b>	IgG

## Applications

Our [Abpromise guarantee](#) covers the use of **ab69933** in the following tested applications.

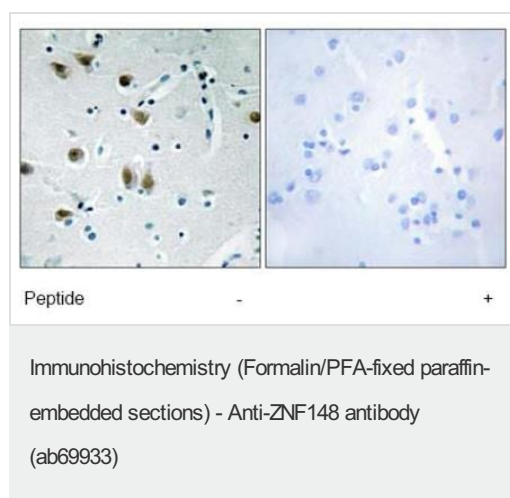
The application notes include recommended starting dilutions; optimal dilutions/concentrations should be determined by the end user.

Application	Abreviews	Notes
WB		1/500 - 1/1000. Detects a band of approximately 89 kDa (predicted molecular weight: 89 kDa).
IHC-P	★★★★☆	1/50 - 1/100.

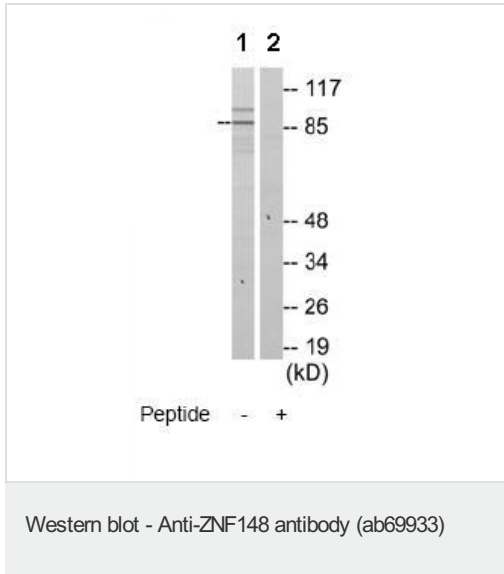
## Target

<b>Function</b>	Involved in transcriptional regulation. Represses the transcription of a number of genes including gastrin, stromelysin and enolase. Binds to the G-rich box in the enhancer region of these genes.
<b>Sequence similarities</b>	Belongs to the krueppel C2H2-type zinc-finger protein family. Contains 4 C2H2-type zinc fingers.
<b>Cellular localization</b>	Nucleus.

## Images



Immunohistochemical analysis of paraffin embedded human brain tissue using ab69933 at 1/50 dilution. Right panel was treated with immunising peptide.



**All lanes :** Anti-ZNF148 antibody (ab69933) at 1/500 dilution

**Lane 1 :** HepG2 cell extract

**Lane 2 :** HepG2 cell extract with immunising peptide at 10 µg

Lysates/proteins at 30 µg per lane.

**Predicted band size:** 89 kDa

**Observed band size:** 89 kDa

**Additional bands at:** 95 kDa. We are unsure as to the identity of these extra bands.

**Please note:** All products are "FOR RESEARCH USE ONLY. NOT FOR USE IN DIAGNOSTIC PROCEDURES"

### Our Abpromise to you: Quality guaranteed and expert technical support

- Replacement or refund for products not performing as stated on the datasheet
- Valid for 12 months from date of delivery
- Response to your inquiry within 24 hours
- We provide support in Chinese, English, French, German, Japanese and Spanish
- Extensive multi-media technical resources to help you
- We investigate all quality concerns to ensure our products perform to the highest standards

If the product does not perform as described on this datasheet, we will offer a refund or replacement. For full details of the Abpromise, please visit <https://www.abcam.com/abpromise> or contact our technical team.

### Terms and conditions

- Guarantee only valid for products bought direct from Abcam or one of our authorized distributors